


rage


FROM BOSTON WHALER




WHEN YOU'VE FOUND THE RIGHT BOAT, NOTHING ELSE MATTERS.




The Rage™. It's a whole new concept in boating. Pure, unadulterated jet-propelled fun. Hit the gas and away you go. Want to head the other way? Just bang the wheel and around you go. 360-degree maneuverability, positive control. Patent-pending hull design makes it so.



Last one in is a rotten egg! Hey, no problem. The foam-filled unsinkable hull has the beam to make the Rage stable as a swimming raft. Plus it's easy in, easy out with the optional swim platform. And no prop to worry about aft. Jet propulsion, remember? Geronimo!



What's going on here—it's ankle deep and some boat is zipping along? The Rage, that's what. Six inches of water is all it needs—you read that right, six inches. Jet propulsion is why—no propeller to bang up. Makes the Rage perfect for exploring backwaters, fishing the flats, whatever. Come on, outboard, try catching the Rage. Fat chance.



Your kids will have fun, fun, fun 'til Daddy takes the ski boards away. That's because there's a 50-horsepower, 650cc engine under the insulated console. Out of the way and quiet. As quiet as a traditional outboard. So you'll hear your kids laughing all the way home.



Let's get graphic. The Rage behaves like no other boat, so why not make it look like no other boat? It's easy — just add the optional graphics package. It adds color. Bright color. Electric color. Look at that hull, and the seats — the Rage certainly doesn't look like an ordinary boat now.



Look, ma, no engine hanging off the back. And what — no propeller hanging off either? What is this? Jet propulsion, that's what. It makes the Rage the perfect tender. Fits into tight spots. Big enough for a week's provisions. Looks great on any deck. And Whaler® tough. Got to love it, tender.

The Rage. It's a whole new concept in boating. But it's still a Boston Whaler® at heart. Built like every Whaler, with foam-filled Unibond™ construction. And backed like every Whaler, with a ten-year transferable warranty. Absolutely unsinkable, positively durable. Beautiful, isn't it?



L.O.A. — 13'6" (4.11 m)

BEAM — 6'0" (1.83 m)

ENGINE — YAMAHA 50 HORSEPOWER, (37.5 kw)

650CC ENGINE

PROPULSION — AXIAL FLOW JET PUMP

DRAFT — 6" (0.15 m)

SEATING CAPACITY — 5 PERSONS

DISPLACEMENT WITH ENGINE — 750 LBS. (340 kg)

Standard features include: Forward anchor locker with fiberglass cover. Bow eye with lifting eye. Stainless steel low-profile bow rail. Molded-in non-skid surface on deck and hatch covers. Self-bailing dry cockpit. Heavy-duty rub rail. Center-mounted console with lockable storage compartment on top, steering wheel, start/stop panel, throttle and forward/reverse lever. Insulated sound-reduction console cover, hinged for engine access. Aft athwartship seat/stern deck with cushion, back cushion and large storage compartment. 50-horsepower Yamaha 2-cycle engine coupled to axial flow jet pump. Shown with optional handle bars, bow cushion, cooler seat, swim platform, and sun top. Other options available include Rage graphics package, AM/FM cassette stereo, mooring cover, navigation lights, compass, Halon fire extinguisher, automatic bilge pump.

BOSTON WHALER, WHALER, the Boston Whaler logo, Rage and Unibond are registered trademarks and trademarks of Boston Whaler, Inc. © 1992 Boston Whaler, Inc. All rights reserved. Boston Whaler, Inc., 1149 Hingham Street, Rockland, MA 02570 1-800-WHALER-5.

BOSTON WHALER
The Unsinkable Legend.®

株式会社 マツイ

東京都港区麻布台2丁目4番7号
TEL 03-3586-4141