


BOSTON
WHALER[®]

The Unsinkable Legend[™]



2000

LAUNCHING



**BOSTON
WHALER**

The first Whaler was launched in 1958. And the legends began right after that.

Hang around any dock and you'll hear them. The stories about a boat so tough you could cut it in half and it would still float. Or run a bulldozer over it. Shoot it full of holes.

It didn't seem to matter. A Whaler could take it, whatever "it" happened to be:

Mother Nature in a bad mood, an AK-47 on full automatic or a bunch of kids for summer after summer.

Every harbor has one. A Whaler so old no one remembers when it appeared. It just always seemed to be there. Usually doing a tough job or a dirty one. On its fifth outboard and its third owner. And with a dozen stories for each predecessor.

Legends: the Whaler that's traveled as far as five times around the world without ever leaving the harbor. The Whaler that hit a submerged object yet carried its passengers thirty miles back to home port despite a three-foot hole in its hull. The Whaler that won its combat ribbons in Vietnam.

And the legends aren't just in the past. Whaler is launching new ones every day. Built with tough, unsinkable Unibond™ foam-core construction. Just as every Whaler always has been.

Now they're longer. Wider. Different. Whaler introduced an inverted chine system for a drier ride. The center console. Advanced new hull shapes. And the legendary Whaler design evolved into everything from tenders to blue-water offshore fishing machines.

Whaler has taken the legend to the next level. It's still the boat parents trust to bring kids back safe and sound. It's still built to take a beating that would be excessive in a pro wrestling match.



NEW LEGENDS

It's still the unsinkable Whaler. And you can still get the same boat that got the legends started. But today you can also choose from twenty more, each one creating a new legend of its own.

There are the Classics with twin-sponson hulls. And the high, wide and handsome deep-Vs – Outrage, Conquest, Ventura and Dauntless – with our exclusive Accutrack™ hull system. The Accutrack hull's deep-V entry slices through rough water like a steel blade. Traditional Whaler reversed chines keep you riding high and dry. And precision-engineered running strakes keep you tracking straight and true.

A new legend is born when Whaler's state-of-the-art, computer-aided design system creates a three-dimensional image of an ideal boat and the 5-axis digital router carves a perfect hull plug with micrometer precision.

Precision molds are polished to a high gloss, then sprayed with gelcoat for a flawless finish. Resin and fiberglass – including hand-laid woven roving, bi-directional and tri-directional mat – are applied in an exact 40 / 60 ratio for optimum strength.

The hull and deck are permanently joined together and the space between them is filled with closed-cell foam that bonds them into a rigid, one-piece, unsinkable structure.

The result is a boat so strong it's backed by a transferable, ten-year limited warranty.

A boat that can take anything. And keep on taking it for decades.



*LEFT: Fill it with water. Fill it with people.
The Unsinkable Legend.*

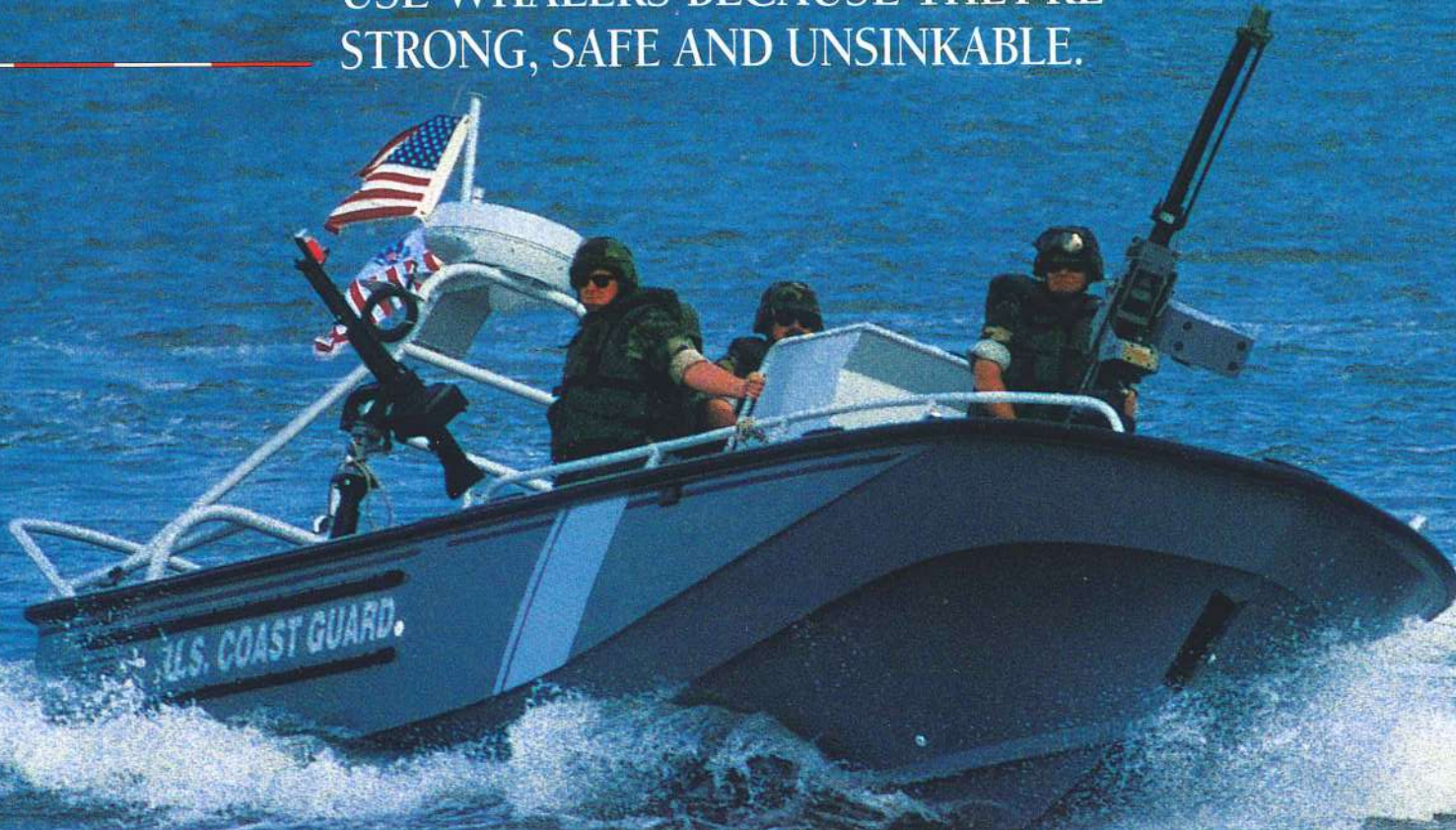


*1958: The legend is born as
company founder Dick Fisher
demonstrates a Boston Whaler's
unsinkable construction.*



*RIGHT: What do you get when you cut a Whaler in half?
Two boats. Because both halves float.*

MILITARY, FIRE AND POLICE PROFESSIONALS
USE WHALERS BECAUSE THEY'RE
STRONG, SAFE AND UNSINKABLE.



*Whalers pull tough duty with police, fire, rescue, armed forces and governments
across the country and all around the world.*



YOU'LL HAVE YOUR OWN REASONS.

Boston Whalers have earned their service ribbons in Vietnam and Kuwait. They've interdicted drugs in Central and South America. Plowed through the wild water off the North Slope. These are the boats the Coast Guard uses to rescue people in ordinary boats who get in trouble in big seas and high winds. U.S. Marines attack targets in Whalers that regular landing craft can't get to. And Whalers serve in the Army, Navy, Air Force, Border Patrol, Drug Enforcement Agency and NASA. Whalers are used by police forces, rescue squads and fire departments in 44 states and 48 countries. Whalers work at oil rigs and airports, on tuna boats and research ships, and even at the Statue of Liberty.

Nothing on the water – anywhere around the world – can match Whaler's unsinkable toughness.

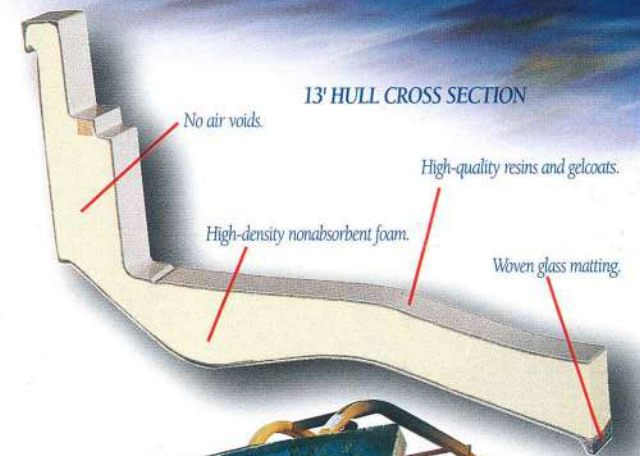
Your own reasons for choosing a Whaler are probably somewhat closer to home. Because if commando raids, oil rig blowouts and fires, floods and felons can't stop this incredibly durable boat, your kids probably can't either.

It's good to know that when they head out for a day on the water, they're in a boat that can't sink. No matter what happens.

Whalers are thoroughly tested. Foam is tested for formula and density. Resin / fiberglass ratios are tested with an electron microscope and burn tests. Everything on the boat is strength- and load-tested. And finally, every Whaler model is tested to see how much weight it can support when it's filled with water. The number is always a lot more than the boat's rated passenger capacity. In fact, Boston Whaler is the only boat manufacturer that publishes swamped capacity.

You can get that legendary safety and security in boats that range from an 11' tender to a 34' offshore fishing machine. Because it's the only way we build Whalers. They're designed, constructed, tested and guaranteed to stand up to anything the water – or your kids – can dish out.

From the Halls of Montezuma to the shores of a lake near you, Whalers are incredibly tough boats. They deliver absolute dependability year after year. Plus agile, responsive handling. A dry ride. Incredible stability. Complete security. Low maintenance. And unsinkable Unibond construction.



You can run over a Whaler in a 40,000-pound bulldozer and drive off in either one.



SPECIFICATIONS

Specified measurements are approximations and are subject to variance.

- LOA: 11' 4" (3.45 m)
- Beam: 5' (1.52 m)
- Draft: 6" (.15 m)
- Weight: 300 lbs (136 kg)
- Swamped Cap: 750 lbs (340 kg)
- Persons Cap: 3

11' Tender



SPECIFICATIONS

Specified measurements are approximations and are subject to variance.

- LOA: 13' 4" (4.06 m)
- Beam: 5' 5" (1.65 m)
- Draft: 6" (.15 m)
- Weight: 550 lbs (249 kg)
- Swamped Cap: 1600 lbs (725 kg)
- Persons Cap: 6

13' GLS



SPECIFICATIONS

Specified measurements are approximations and are subject to variance.

- LOA: 16' 7" (5.05 m)
- Beam: 6' 2" (1.87 m)
- Draft: 9" (.22 m)
- Weight: 850 lbs (385 kg)
- Swamped Cap: 2000 lbs (907 kg)
- Persons Cap: 7

17' Standard



The 11' Tender, 13' GLS, 13' Sport and 17' Standard are the modern Classics.

Their traditional, squared-off Whaler bows give them big, roomy cockpits. Their easy-to-plane design delivers a lot of performance without a lot of horsepower, which means big savings for you.

Twin-sponson hulls give the new Classics stability deeper-Vs can't match. And their unsinkable Unibond construction is a lot more durable than inflatables.

They've also got Whaler's easy-care toughness. Just hose them down at the end of the day and they're good to go for years. Maybe generations.



Now you can own an unsinkable legend at a price you thought faded into history. The all-new 13' Sport. It features Boston Whaler's unsinkable Unibond construction and comes with the same transferable, ten-year limited warranty of our other boats.

Whether you're just getting into boating or recapturing your youth, you'll enjoy the low maintenance and flexibility of the 13' Sport. Seating includes two fiberglass bench seats. At the helm, there's a fiberglass console with a convenient side-mounted throttle and tachometer. A six-gallon fuel tank and battery box tuck under the helm bench seat for optimum interior room. Navigation lights and high-quality stainless steel side rails are also included. All packaged with a galvanized EZ Loader trailer and your choice of either a peppy 30-horsepower Mercury® Marine two-stroke outboard engine with power trim and tilt or the quieter, more fuel-efficient, 25-horsepower Mercury Marine four-stroke outboard. The new 13' Sport. The price is a blast from the past. The boat is just a pure blast.

TOP: The bow locker with fiberglass cover and drain keeps the anchor and gear concealed.

BOTTOM: A fiberglass side console with storage, sport steering wheel, side-mount control and tachometer are all standard.



SPECIFICATIONS

Specified measurements are approximations and are subject to variance.

- LOA: 13' 3" (4.03 m)
- Beam: 5' 11" (1.80 m)
- Draft: 7" (.17 m)
- Weight: 580 lbs (263 kg)
- Swamped Cap: 1600 lbs (725 kg)
- Persons Cap: 5

13' Sport



SPECIFICATIONS

Specified measurements are approximations and are subject to variance.

- LOA: 16' 7" (5.05 m)
- Beam: 6' 2" (1.87 m)
- Draft: 9" (.22 m)
- Weight: 950 lbs (430 kg)
- Swamped Cap: 2000 lbs (907 kg)
- Persons Cap: 7

17' Montauk




Salt Water Sportsman calls the 17' Montauk "the quintessential center console." It's got the rock-solid stability and dry ride of a twin-sponson Whaler hull, with everything you need to go after the big ones offshore.

Its unimpeded 360° walkaround design lets you fight fish from anywhere in the boat. Molded-in nonskid surface and grab rails you can reach from anywhere on board keep you secure. So does the Montauk's unsinkable Unibond construction. It can support a ton completely swamped. A nice thought when you're out of sight of land.

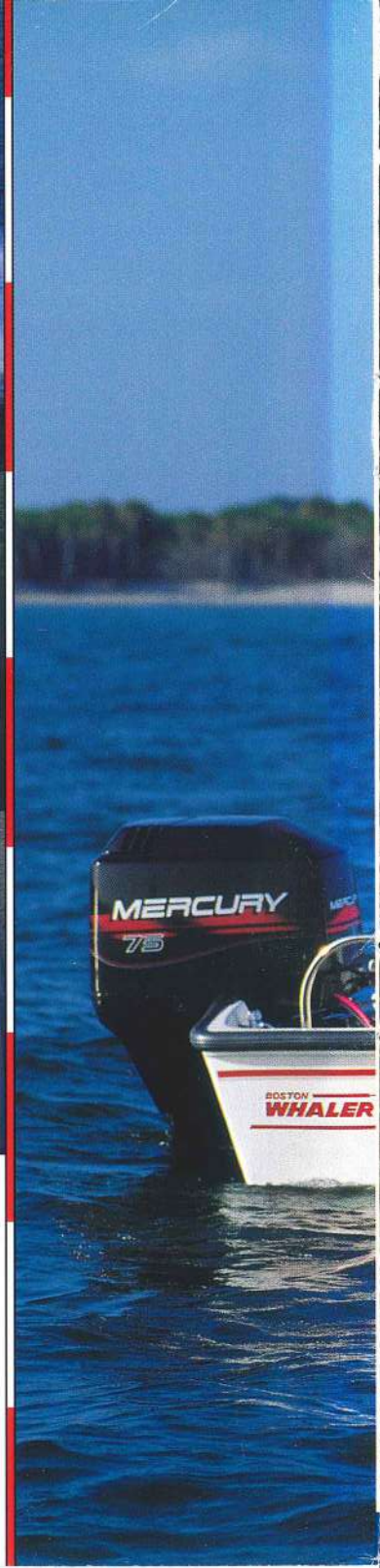
The bow locker has a thru-hull drain; the pilot seat is reversible; and everything on the Montauk is stainless steel, fiberglass or marine-grade vinyl.

So there's less maintenance and more time to wet a line – fishing or skiing.



TOP: Optional stern seat aft of the reversible pilot seat.

BOTTOM: Comfort package includes a padded cooler seat and rod holders.







MERCURY
FOUR STROKE

BOSTON
WHALER

Dawnlex 14

SPECIFICATIONS

Specified measurements are approximations and are subject to variance.

- LOA: 14' 5" (4.39 m)
- Beam: 6' 4" (1.93 m)
- Draft: 9" (.22 m)
- Weight: 1000 lbs (453 kg)
- Swamped Cap: 2900 lbs (1315 kg)
- Persons Cap: 5

14' Dauntless




TOP: Optional bow cushion for bow locker.

BOTTOM: Molded-in foot space at console base and reversible pilot seat in leaning post position.

The center console design of Boston Whaler's 14' Dauntless gives you 360° access to all parts of the boat – and plenty of storage. The helm seat is a comfortable bench that converts into an aft-facing lounge and a leaning post for stand-up operation – which is the way to go when the water gets choppy. And its built-in, 25-gallon fuel capacity provides plenty of range.

You can choose comfort options including a cushioned cooler seat and bow cushion, or fishing options including a livewell and console-mounted rod holders. Have it your way.

The Dauntless' modified V-hull rides smoothly, tracks straight in choppy water and has great lateral stability. It's a small boat with some very big possibilities.



SPECIFICATIONS

Specified measurements are approximations and are subject to variance.

- LOA: 16' 3" (4.95 m)
- Beam: 7' 1" (2.15 m)
- Draft: 11" (.27 m)
- Weight: 1300 lbs (589 kg)
- Swamped Cap: 4200 lbs (1905 kg)
- Persons Cap: 6


16 Dauntless



You get big boat features in an easy-to-trailer size with the 16' Dauntless. There's seating for up to six with integrated rear quarter seats, a reversible pilot seat and an optional cushioned 54-quart cooler seat.

You can make your Dauntless a fishing machine with options including removable fishing seats and a livewell. Or select options to turn the Dauntless into a watersports towboat – complete with a ski pylon and canvas top. It's all up to you and the options you choose.

The Accutrack hull's deep-V entry gives the 16' Dauntless a softer ride and great rough water performance. Reversed chines provide lateral stability and a dry ride. And, of course, Boston Whaler's unsinkable Unibond construction means this boat won't just get you where you're going. It will get you back, too.



TOP: Rod racks fold flush when not in use.



BOTTOM: Optional ski pylon.







SPECIFICATIONS

Specified measurements are approximations and are subject to variance.

- LOA: 18' 2" (5.53 m)
- Beam: 8' (2.43 m)
- Draft: 12" (.30 m)
- Weight: 1800 lbs (816 kg)
- Swamped Cap: 4000 lbs (1814 kg)
- Persons Cap: 7

18' Dauntless



TOP: Standard molded-in port stern livewell.

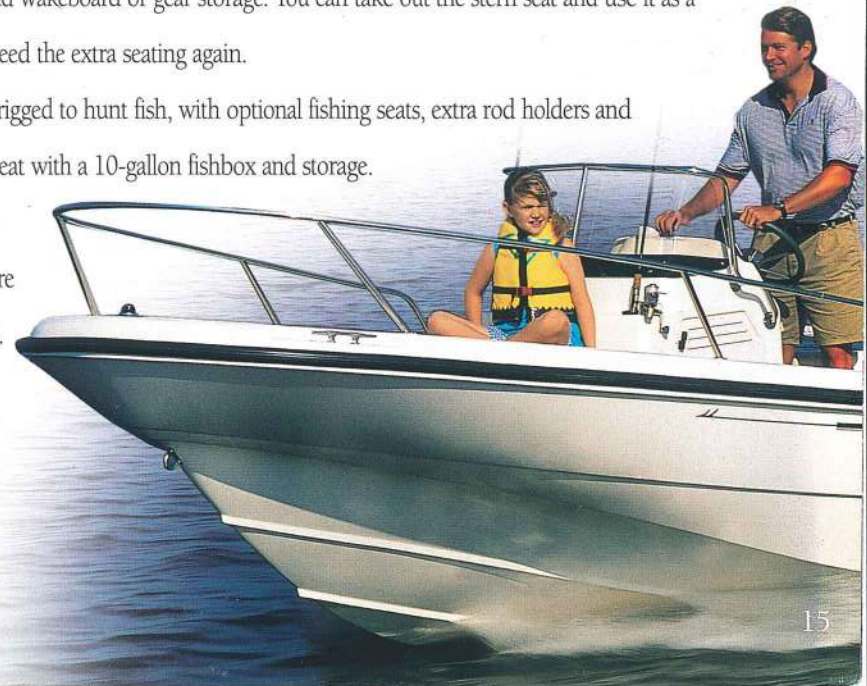
BOTTOM: Fishing package includes deck box with two storage compartments and 10-gallon fishbox. Shown with removable fishing seat which includes pedestal mount for use when not underway.

The 18' Dauntless is a big, versatile boat that's ready for fishing or family fun. Standard equipment includes a livewell and twin integral swim platforms with a telescoping stainless steel ladder to starboard. Its convenient center console design and extra-wide 8' beam give the 18' Dauntless plenty of room for seven people and everything from fishing tackle to water skis.

You can custom-tailor your boat with a wide range of options. Select the available stern bench seat for additional seating and wakeboard or gear storage. You can take out the stern seat and use it as a sturdy dock box until you need the extra seating again.

Or get your Dauntless rigged to hunt fish, with optional fishing seats, extra rod holders and a compartmentalized stern seat with a 10-gallon fishbox and storage.

Design your Dauntless your way. The possibilities are unlimited. And so is the fun.



SPECIFICATIONS

Specified measurements are approximations and are subject to variance.



- LOA: 22' 3" (6.78 m)
- Beam: 8' 6" (2.59 m)
- Draft: 12" (.30 m)
- Weight: 2500 lbs (1133 kg)
- Swamped Cap: 4800 lbs (2177 kg)
- Persons Cap: 9

22' Dauntless



The versatile new 22' Dauntless is designed to be an awesome watersports towboat or a superior fishing platform. Or both. With a 90-gallon fuel capacity and standard hydraulic tilt steering, you can go all day in comfort. Its center console has ample room inside for equipment storage and an optional porta potti. You'll find more storage space in the dedicated anchor locker at the bow and in a separate locker for gear or fish forward of the console. Choose your favorite piloting position – the three-way adjustable helm bench seat lets you lock the seat back where you want it: back for operation while seated, partially forward as a leaning post and fully forward so you can face aft while at rest.

This Dauntless teems with standard features. For fishing, there's a portside livewell, four rod holders mounted at the stern, folding under-gunnell rod racks and a trolling motor flat at the bow. Standard comfort features include integral port and starboard swim platforms with a telescoping stainless steel swim ladder to starboard, an acrylic windshield, tip-out storage bin and drink holders. And naturally, since it's a Dauntless, there's a host of optional fishing, watersports and comfort options that let you add your own custom touches.



TOP: The center console features voluminous storage space with room for an optional porta potti.

CENTER: There's additional storage in the bow anchor locker and in the bow storage compartment.

BOTTOM: Carry up to six additional rods with the optional console rod holder.





SPECIFICATIONS

Specified measurements are approximations and are subject to variance.

- LOA: 16' 3" (4.95 m)
- Beam: 7' 1" (2.15 m)
- Draft: 11" (.27 m)
- Weight: 1350 lbs (612 kg)
- Swamped Cap: 4200 lbs (1905 kg)
- Persons Cap: 6

16 Ventura



The new 16' Ventura combines room, versatility and rugged seaworthiness in a compact, easy-to-trailer package. This boat has yacht-quality components and trawler toughness.

Technically, length and beam are 16' 3" by 7' 1", but this new dual console seems a lot bigger when you get aboard. It seats six in comfort. The pilot and companion seats are adjustable. A walk-thru windshield leads to two seats and storage in the bow. And there are a pair of quarter seats in the stern.


The new 16' Ventura has tough stainless steel grab rails, a bilge pump and the ability to get you wherever you're going – in style. A fishing package includes under-gunnel rod racks, a trolling motor panel, a removable bow light, fishing seat and a quarter-seat livewell. Skiing options include a pylon and under-gunnel ski racks.

However you customize yours, you're going to get a lot of boat.

TOP: Helm with pedestal seat and ample leg room.

CENTER: Bow seating with walk-thru windshield.

BOTTOM: Bow storage compartment shown with optional bow cushion.



SPECIFICATIONS

Specified measurements are approximations and are subject to variance.

- LOA: 18' 2" (5.53 m)
- Beam: 8' (2.43 m)
- Draft: 12" (.30 m)
- Weight: 1950 lbs (884 kg)
- Swamped Cap: +000 lbs (1814 kg)
- Persons Cap: 7

18' Ventura



The dual console 18' Ventura features plenty of room for you and your friends, with adult-size jump seats in the bow, comfortable rear quarter seats at the stern and adjustable driver and companion seats.

Comfort and convenience, too, with twin swim platforms, a boarding ladder, handy grab rails and plenty of storage.

In addition to having a lot of room, the 18' Ventura has a lot of possibilities.

Choose the available fishing package with livewell, fishing seat, rod holders, rod racks, removable bow light and trolling motor panel. Or get a pylon and ski racks for wakeboarding or skiing. If lounging's your sport, pick the back-to-back companion seat that folds flat for sunbathing.

The Ventura's Accutrack hull has a deep-V entry with reversed chines for a smooth, dry ride. High freeboard for comfort and security. A broad 8' beam for stability, and unsinkable Unibond construction.

Plus, its all-fiberglass construction makes for easy, no-hassle maintenance. So, you'll spend more time enjoying your boat and less effort maintaining it.



TOP: Optional back-to-back companion seat folds down for lounging.

BOTTOM: Passenger side glove box provides accessible storage for frequently used items.








SPECIFICATIONS

Specified measurements are approximations and are subject to variance.

- LOA: 20' 7" (6.27 m)
- Beam: 8' 4" (2.54 m)
- Draft: 15" (.38 m)
- Weight: 3300 lbs (1496 kg)
- Swamped Cap: 5500 lbs (2494 kg)
- Persons Cap: 10

21' Ventura



TOP: Roomy bow seating becomes a sun pad with the optional filler cushion.

CENTER: The stern seat folds into the transom to free up cockpit space.

BOTTOM: The optional back-to-back companion seat folds down to serve as a sun lounge.


LEFT: The lockable portside console storage area can hold an optional porta potti.

RIGHT: The optional fishing package includes a livewell with raw-water washdown.

Go anywhere, do anything from dawn 'til dusk in the all-new 21' Ventura. Our largest Ventura can take up to ten people fishing and partying offshore or inshore – without having to make an occasional run for shore, thanks to a portside compartment that converts to a head with the optional porta potti. And with a 92-gallon fuel capacity, you won't have to come back for fuel, either. The big, dual console design offers loads of seating, including port and starboard bow bench seats, adjustable pedestal-mount helm and companion seats and a stern seat that's big enough for three adults. Plus, the stern seat folds away when not in use to free up cockpit space.

There's storage space under the bow seats, inside the cavernous, locking port and starboard consoles and at the transom. There's also an in-deck fish / storage box with drain aft of the helm seat. And a locking electronics box at the helm for mounting navigation and communication equipment.

Standard features include stainless steel grab rails, an integral swim platform with a telescoping stainless steel ladder, hydraulic tilt steering, two gunnel-mounted rod holders and under-gunnel rod racks. And more. Options abound, too. For ultimate fishability, choose a livewell with raw-water wash down, fishwell pump-out, cockpit coaming bolsters and extra rod holders. Add a freshwater shower, a sun top, ski pylon or the back-to-back passenger seat that converts to a sun lounge. However you want it, the new 21' Ventura can be customized for your family's favorite fun on the water.



SPECIFICATIONS

Specified measurements are approximations and are subject to variance.

- LOA: 18' 4" (5.58 m)
- Beam: 8' 3" (2.51 m)
- Draft: 15" (.38 m)
- Weight: 2500 lbs (1133 kg)
- Swamped Cap: 4000 lbs (1814 kg)
- Persons Cap: 8

18' Outrage



The new 18' Outrage is a serious fishing machine right out of the box. It has a pair of in-deck fishboxes, rod racks under the gunnels, two rod holders on the gunnels and four more on the front of the console. The rear quarter seat can be plumbed for a livewell. A prep station, tackle drawer, fishbox pump-out, raw-water washdown, extra rod holders and reversible leaning post seating are also available.

Best of all, its Accutrack hull gets you out fast, with a ride that's smooth and dry even when the water kicks up. And the 18' Outrage's unsinkable Unibond construction is a real comfort when the last bit of land sinks under the horizon.

This boat is built for tight lines, but they don't all have hooks on the end. A swim platform and stainless steel ladder are standard equipment, and you can add a ski pylon and freshwater shower, among many other options. Break out the skis and boards, and you've got a great towboat for water sports. Or order the optional cockpit table and just sit back and relax.




TOP: The cushioned port quarter seat slides aft to open up cockpit space for fishing and to provide easier access in and out of the boat.

SECOND FROM TOP: Optional sun top with boot.

THIRD FROM TOP: Optional canvas t-top with chart light and rocket launchers.

BOTTOM: The convenient bow anchor locker features a drain and ample room for an anchor and rode.







SPECIFICATIONS

Specified measurements are approximations and are subject to variance.

- LOA: 20' 7" (6.27 m)
- Beam: 8' 4" (2.54 m)
- Draft: 15" (.38 m)
- Weight: 3000 lbs (1360 kg)
- Swamped Cap: 5200 lbs (2358 kg)
- Persons Cap: 10

21' Outrage



The 21' Outrage is set to go the distance. It carries 125 gallons of fuel, and it has the hull to get you wherever you're going, even on a rough sea. Its big-water, beamy Accutrack hull cleanly slices the rough water and its solid Unibond construction provides the durability and unsinkability you really appreciate offshore.

The 21' Outrage is ready to fish big time. There are a pair of insulated in-deck fishboxes to keep your catch fresh. There are rod holders on the console and racks under the gunnels. You can add an optional t-top with electronics box and topgun outriggers. Or choose the bait prep station, a leaning post, livewell and aft coaming bolsters. The lockable electronics box at the helm is built to hold electronics like a GPS and fishfinder to put you right over the action. Inshore, the 21' Outrage provides ample room and comfort for cruising and watersports. Sliding pedestal seats with footrests, cushioned rear quarter seats and an optional folding seat forward of the console assure seating for the family, and then some. With room inside of the console for an optional head, the 21' Outrage is the ultimate boat for fishing and fun.





TOP: Rod racks, insulated fishbox and optional prep station.

CENTER: Anchor locker, rod holders and optional bow pulpit, bow cushion and forward folding seat.

BOTTOM: Bow storage locker with optional seat folded down.

LEFT: Console affords ample storage space and room for an optional head.



SPECIFICATIONS

Specified measurements are approximations and are subject to variance.

- LOA: 22' 7" (6.88 m)
- Beam: 8' 6" (2.59 m)
- Draft: 15" (.38 m)
- Weight: 3375 lbs (1530 kg)
- Swamped Cap: 4900 lbs (2222 kg)
- Persons Cap: 12

23' Outrage



The 23' Outrage is a single-minded fishing machine with the size and strength to go where the big ones live. It has everything a serious fisherman needs. Easy trailerability. A 360° walkaround center console. The smooth ride afforded by its Accutrack hull system with unsinkable Unibond construction. With its extra-deep cockpit, you'll feel more secure when the seas kick up, while stainless steel toe rails hold you in while you're leaning over. Standard features include two in-deck insulated fishboxes, raw-water washdown, under-gunnel rod racks and four rod holders. The livewell is outboard of the cockpit, so it doesn't interfere with fishing room.


The 23' Outrage has plenty of comfort, too, including a porta potti in the console and an integrated swim platform with telescoping ladder. Add the optional freshwater shower and sun lounge, and you can enjoy the comforts of home even when you're at the edge of the shelf.



TOP: Storage and enclosed head in console.



BOTTOM: Stern seat folds flush to transom for maximum cockpit space.







SPECIFICATIONS

Specified measurements are approximations and are subject to variance.

- LOA: 27' 10" (8.48 m)
- Beam: 8' 6" (2.59 m)
- Draft: 15" (.38 m)
- Weight: 4350 lbs (1973 kg)
- Swamped Cap: 7300 lbs (3311 kg)
- Persons Cap: 14

26' Outrage



Put the bow into the waves, throttle up and go. The 26' Outrage is all offshore fishing machine from the tip of its fiberglass bow pulpit to the pair of big outboards on the transom.

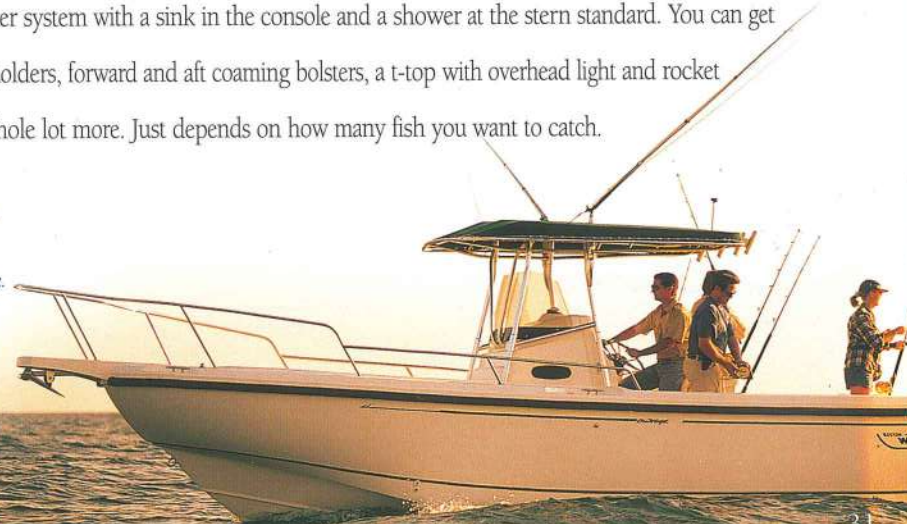
There are concealed racks for half-a-dozen offshore rods in a locking compartment under the port bench seat. Plus more racks under the gunnels. The 30-gallon livewell holds enough live bait to keep you and your crew fishing from first light to dusk. It's standard equipment. So are twin insulated fishboxes. Raw-water washdown. Plus eight rod holders, and a stern seat that folds away to give you plenty of room to fight the big ones.

The 26' Outrage has all the comforts: a concealed head in the console, a 94-quart cooler and lots of room for electronics. You get a freshwater system with a sink in the console and a shower at the stern standard. You can get fishbox pump-out, more rod holders, forward and aft coaming bolsters, a t-top with overhead light and rocket launchers, outriggers and a whole lot more. Just depends on how many fish you want to catch.

TOP: Stern seat folds flush to transom for maximum cockpit space.

CENTER: Port bow seat conceals lockable rod storage.

BOTTOM: Storage drawers, sink with faucet and optional marine head are located within the console.



SPECIFICATIONS

Specified measurements are approximations and are subject to variance.

- LOA: 30' 8" (9.34 m)
- Beam: 10' 4" (3.14 m)
- Draft: 20" (.50 m)
- Weight: 7000 lbs (3175 kg)
- Swamped Cap: 5800 lbs (2630 kg)
- Persons Cap: 14

28' Outrage



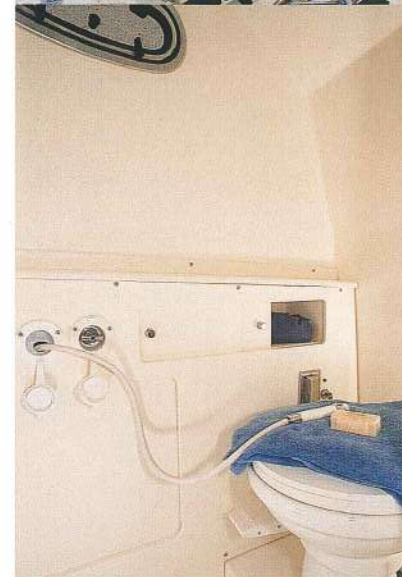
This is the big one. Over 30 feet from the pulpit to the stern, and every inch is dedicated to fishing.

With the 28' Outrage you can go far out, fish all day and stay the night.

Its exclusive Accutrack hull gives you smooth running out to where the big fish wait. It can handle just about anything. And its Unibond construction is tough and unsinkable.

This Whaler has everything you need for fishing. A livewell with raw-water washdown. Bolster helm and companion seats with flip-up seat bases. Two big insulated in-deck fishboxes with pump-out. A bait prep station, rod racks and rod holders – all standard equipment. So is a transom gate to haul in the monsters.

But while the 28' Outrage may make fish uncomfortable, it has the opposite effect on fishermen. Inside the cabin you find twin berths (with a filler to make a double), a standard microwave, enclosed head and Clarion® stereo. Think of it as a home you take fishing with you.



TOP LEFT: Folding seat base converts to bolsters.

TOP RIGHT: Interior rod rack.

BOTTOM LEFT: Shower and VacuFlush® head.

BOTTOM RIGHT: Prep station includes two sinks, fresh and raw water, cutting board and tackle drawers.





SPECIFICATIONS

Specified measurements are approximations and are subject to variance.

- LOA: 20' 7" (6.27 m)
- Beam: 8' 4" (2.54 m)
- Draft: 15" (.38 m)
- Weight: 3250 lbs (1475 kg)
- Swamped Cap: 5200 lbs (2358 kg)
- Persons Cap: 10

21' Conquest



The 21' Conquest is a trailerable cabin boat that gives you the flexibility to spend a weekend at the lake, then head for the Bahamas the following weekend.

The 21' Conquest's cabin features plenty of interior headroom. Port and starboard jump seats fold flat to form a comfortable berth. There's room for an optional porta potti. Plus plenty of storage space under the berth. The interior is all low-maintenance gelcoat and vinyl.

The cockpit has a spacious helm with adjustable, cushioned pilot and companion seats.

A pair of aft-facing seats have lockable storage underneath, and there's an insulated in-deck storage locker for gear or fish. Between the rear quarter seats is a convenient grab rail and built-in drink holders.


Options include a hard top with electronics box and top gun outriggers. The optional fishing package includes

fishwell pump-out, livewell with raw-water washdown, built-in tackle box, cockpit coaming bolsters and cabin rod racks.

Perhaps the most comfortable feature of the 21' Conquest is the confidence afforded by its unsinkable Unibond construction.



ABOVE: Cabin interior with folding rod racks, port and starboard jump seats and optional porta potti.



SPECIFICATIONS

Specified measurements are approximations and are subject to variance.

- LOA: 22' 7" (6.88 m)
- Beam: 8' 6" (2.59 m)
- Draft: 15" (.38 m)
- Weight: 3650 lbs (1655 kg)
- Swamped Cap: 4500 lbs (2041 kg)
- Persons Cap: 12

23' Conquest



The 23' Conquest has room for everything: fishing, cruising and general fun on the water. Its raised deck design has more usable space than a walkaround, a difference you'll really notice in the cabin and at the helm.

Take the gang out on the water. There's comfortable cockpit seating, including pilot and companion seats, a pair of aft-facing seats and a stern bench seat that folds flush to the transom when you're ready to fish.

The Conquest's Accutrack hull system and 125-gallon fuel capacity can take it anywhere you want to go. And there's a comfortable cuddy cabin for overnighting or where you can rest and get out of the sun for a while.

The optional fishing package includes fishwell pump-out, rod holders, a livewell with raw-water washdown, a tackle drawer and cockpit coaming bolsters.

Cleanup is quick and easy. Everything's fiberglass, marine vinyl or stainless steel.

Family fun or fishing frenzy.

The 23' Conquest can handle it all.



TOP AND CENTER: On the standard outboard motor powered models, the stern bench seat folds flush to transom for maximum cockpit space.

BOTTOM: Cabin interior with rod racks, storage shelves, V-berth and room for optional head.

RIGHT: The optional 23' Conquest I/O features a fixed stern seat atop the motor box.







CONQUEST


BOSTON
WHALER

MERCURY

SPECIFICATIONS
Specified measurements are approximations and are subject to variance.

- LOA: 30' 8" (9.34 m)
- Beam: 10' 4" (3.14 m)
- Draft: 20" (.50 m)
- Weight: 6600 lbs (2993 kg)
- Swamped Cap: 5800 lbs (2630 kg)
- Persons Cap: 14

28' Conquest



There's plenty of room for you and a ton of friends on the 28' Conquest. More than 30 feet long with a 10' 4" beam, it's Whaler's biggest outboard ever. Cruises with fourteen. Sleeps four.

Its Accutrack hull and unsinkable Unibond construction perform comfortably in seas that would send most boats running back for home.

The 28' Conquest is good to go, with everything you need to cruise in style: a convertible V-berth / dinette; double mid-cabin berth; enclosed head with hot / cold freshwater shower and sink; plus a galley with microwave, refrigerator, stove, a hot / cold water sink and a Clarion stereo. All standard.

So are a teak and holly sole, cedar-lined hanging locker and shore power with battery charger. Cockpit amenities include hydraulic trim tabs and a cockpit shower.

The 28' Conquest is also ready to fish. There's a lighted recirculating livewell, a transom gate to help haul in the big ones, and a pair of in-deck insulated fishboxes. All standard.


The 28' Conquest can take you wherever you want to go. Just say when.

TOP RIGHT: Convertible dinette / forward berth, galley with microwave, sink, stove and refrigerator.

TOP: Forward and aft-facing companion lounge seat.

CENTER: Mid-cabin berth.

BOTTOM: Enclosed head with storage, sink and shower.





TOP TO BOTTOM:

- 21' OUTRAGE: Quarter seat livewell.
- 23' CONQUEST: Tackle drawers.
- 28' OUTRAGE: Galley package includes a single-burner stove (butane or electric), refrigerator (12V/110V) and stainless steel sink with hot / cold pressurized water.



TOP TO BOTTOM:

- 16' VENTURA: Optional ski pylon.
- 14' / 16' DAUNTLESS: Livewell under pilot seat.
- 18' VENTURA: Folding rod racks.
- 28' CONQUEST / 26' OUTRAGE / 28' OUTRAGE: Optional windlass.



TOP TO BOTTOM:

- 28' OUTRAGE: Hard top option with topgun outriggers.
- 23' CONQUEST: Red sun top.
- 23' OUTRAGE: Green sun top.



LEFT, TOP TO BOTTOM:

- 18' DAUNTLESS: Blue sun top.
- 18' VENTURA: Green sun top.


- 22' DAUNTLESS COMFORT PACKAGE OPTION: The bow area features a bow cushion and a cooler seat (not shown) with cushion and backrest. Aft, a full-width bench seat with backrests provides storage for skis, boards and other gear.

- 22' DAUNTLESS FISHING PACKAGE OPTION: Forward, a bow pedestal seat, trolling motor flat and removable bow light; aft, side rails and a 10-gallon fishbox and storage box. The console has a tackle drawer.



TOP TO BOTTOM:

- 26' OUTRAGE: Insulated in-deck fishbox with optional pump-out.
- 18' DAUNTLESS: Stern bench seat with lockable storage.
- 21' CONQUEST: Weather curtain set shown with optional aft drop curtain.
- 28' CONQUEST: Radar arch.



TOP TO BOTTOM:

- 26' OUTRAGE: Optional porcelain head with deck pump-out and overboard discharge.
- 28' CONQUEST: Fishing station includes cutting board, rigging sink with faucet, lure hook rack and large pull-out storage drawer.



11' Tender

Molded-in nonskid pattern
Bow locker with mahogany cover
Bow eye / lifting eye
Bow norman pin
Ski eyes / lifting eyes (2)
Heavy-duty rub rail
Oarlock sockets and oarlocks (2)
Drain plug
Red graphics

Seating
Mahogany bench seats (2)



13' GLS

Deck / Cockpit
Molded-in nonskid pattern
Bow locker with fiberglass cover
Welded stainless steel side rails
Bow eye / lifting eye
Bow norman pin
Ski eyes / lifting eyes (2)
Heavy-duty rub rail
Red graphics

Console
Fiberglass side console
Stainless steel steering wheel

Seating
Removable forward fiberglass bench seat
Fiberglass pilot seat with backrest and storage

Mechanical
Teleflex no-feedback steering
Battery box with hold-down strap
Mercury pre-rig

Notable Options / Accessories:
Welded stainless steel bow rail
Bow chock
Navigation lights

Seating
Bow cushion

Comfort Package (includes the following)

Helm seat backrest cushion
Forward bench seat backrest cushion
Forward bench seat cushion
Helm bench seat cushion

Canvas
Sun top with boot (red)



13' Sport

Deck / Cockpit
Molded-in nonskid pattern
Bow locker with fiberglass cover and drain
Welded stainless steel side rails
Bow eye / lifting eye
Ski eyes (2)
Heavy-duty rub rail
Red graphics

Console
Fiberglass side console with storage
Sport steering wheel
Tachometer
Side-mount Mercury® control

Seating
Fiberglass bench seats (2)

Mechanical
Teleflex no-feedback steering
Navigation lights
Battery box with hold-down strap
6-gallon portable fuel tank with hold-down strap
30-hp ELPTO Mercury outboard engine or 25-hp ELPTO Mercury four-stroke engine

Trailer
Galvanized
Trailer jack
Tie-downs
Winch with nylon strap



17' Standard

Deck / Cockpit
Bow eye / lifting eye
Ski eyes / lifting eyes (2)

Bow norman pin
Rub rail
Motorwell and sump drains
Molded-in nonskid pattern
Red striping and graphics

Storage
Bow anchor locker with fiberglass cover

Seating
Single thwart seat with panel risers (made of StarBoard® material)

Notable Options / Accessories:
Dual thwart seats with panel risers (made of StarBoard material)
Fiberglass console with Teleflex no-feedback steering, stainless steel steering wheel and Mercury pre-rig
Striping and graphics (blue or green)
Navigation lights
Side rails



17' Montauk

Deck / Cockpit
Molded-in nonskid pattern
Bow locker with thru-hull drain and nonskid fiberglass cover
Bow eye / lifting eye
Bow norman pin
Ski eyes / lifting eyes (2)
Welded 316 stainless steel bow rail and side rails
Heavy-duty rub rail
Bow chock
Red striping and graphics

Console
Access doors (2)
Stainless steel steering wheel
Plexiglas windshield
Stainless steel grab rail
Dash panels
Wiring panel with switches and circuit protection

Seating
Reversible pilot seat with fiberglass back and cushion

Fishing
Vertical rod holders (2) in reversible pilot seat back

Mechanical
Teleflex no-feedback steering
Navigation lights
Battery box with hold-down strap in console
Mercury pre-rig

Notable Options / Accessories:
Swim platform with hand rail and stainless steel ladder
Automatic bilge pump
Striping and graphics (blue or green)
Trolling motor receptacle in console

Comfort Package (includes the following)

Cushioned cooler seat
Cushioned console rod holders (6)

Seating
72-quart cushioned cooler seat
Removable stern seat
Bow cushion

Canvas
Sun top with boot (red, blue or green)



14' Dauntless

Deck / Cockpit
Bow anchor locker with drain
Electric bilge pump with float switch
Self-bailing cockpit
Molded-in nonskid pattern
Heavy-duty rub rail
Bow and stern lifting eyes
Aft stainless steel side rails
6" stainless steel cleats (4)
Molded-in backing for trolling motor
Red striping and graphics
Transom-mounted stainless steel swim ladder
Garboard drain plug

Console
Stainless steel grab rail
Drink holders (2)
Fire extinguisher pocket
Console access door
Stainless steel steering wheel with rubber grip

Seating
Reversible pilot seat with locking backrest and storage

Mechanical
Teleflex tilt no-feedback steering
Navigation lights
Electrical switch panel with circuit protection
25-gallon polyethylene fuel tank
Mercury pre-rig

Notable Options / Accessories:
Welded 316 stainless steel bow rail
Sun top with boot (red, blue or green)
54-quart cooler seat with cushion and backrest
Bow cushion
Windshield with rail
Console rod rack
Fishing seat forward
Tackle drawer
Livewell in reversible pilot seat base
Trolling motor panel at bow
Compass
Striping and graphics (blue or green)
Sun lounge (filler from bow storage to console)
Anchor roller

Comfort Package (includes the following)

Bow Cushion
Cooler seat with cushion and backrest
Bow rail

Fishing Package (includes the following)

Forward fishing seat
Livewell in reversible pilot seat base
Trolling motor panel
Console rod holders
Tackle drawer



16' Dauntless

Deck / Cockpit

Bow anchor locker with drain
Aft bilge pump with float switch
Heavy-duty rub rail
Self-bailing cockpit
Molded-in nonskid pattern
Bow and stern lifting eyes
6" stainless steel cleats (4)
Molded-in backing for trolling motor
Red striping and graphics
Transom-mounted stainless steel swim ladder
Folding under-gunnel rod racks
Garboard drain plug
Welded 316 stainless steel side rails (aft)

Mechanical

45-gallon polyethylene fuel tank
Teleflex tilt no-feedback steering system
Electrical switch panel with circuit protection
Navigation lights
Mercury pre-riq

Console

Stainless steel grab rail
Acrylic windshield
Drink holders (2)
Fire extinguisher pocket
Console access door
Stainless steel steering wheel with rubber grip

Seating

Reversible pilot seat with locking backrest and storage
Port and starboard aft quarter seats with removable cushions

Notable Options / Accessories:

Welded 316 stainless steel bow rail
Sun top with boot (red, blue or green)
Compass
Ski pylon
Bow cushion
Tackle drawers
Striping and graphics (blue or green)
54-quart cooler seat with cushion and backrest
Ski racks
Console rod holders
Fishing seats forward and / or aft
Trolling motor panel at bow

Rod holders (2) at transom
Livewell in reversible pilot seat
Sun lounge
Anchor roller
Mercury pre-riq (OptiMax)

Fishing Package (includes the following)

Livewell in reversible pilot seat
Tackle drawers
Console rod holder
Trolling motor panel
Removable fishing seats (2)

Comfort Package (includes the following)

Bow cushion
Bow rail
Cooler seat with cushion and backrest



18' Dauntless

Deck / Cockpit

Self-bailing cockpit
Molded-in nonskid pattern
20" interior freeboard
Bow and stern lifting eyes
Welded 316 stainless steel bow rail
8" cleats (2 bow, 2 stern)
Heavy-duty rub rail
Integral swim platforms with ladder on starboard side
Bilge pump with float switch
Garboard drain plug
Bow trolling motor flat
Folding gunnel rod racks port and starboard (4 rods)
Stern deck mounted rod holders (4)
Red striping and graphics

Mechanical

65-gallon polyethylene fuel tank
Teleflex tilt no-feedback steering system
Stainless steel steering wheel with rubber grip
Electrical switch panel with circuit protection
Navigation lights
Livewell on portside of stern deck
Mercury pre-riq

Storage

Bow anchor locker with overboard drain
Battery and oil tank storage under stern deck
Reversible pilot seat with storage beneath

Console

Stainless steel grab rail
Acrylic windshield
Drink holders (2)
Vertical rod holders (4)
Tip-out storage bin
Courtesy lights (2)
Lockable console storage
Fire extinguisher pocket

Seating

Reversible pilot seat with locking backrest and storage

Notable Options / Accessories:

Sun top with boot (red, blue or green)
Compass
Ski pylon
Welded 316 stainless steel aft side rails
Pedestal helmsman seats with cushions (2)
Hydraulic tilt steering
Bow cushion
Backrests for stern seat (2)
Hydraulic trim tabs
Cooler seat with cushion and backrest
Ski racks (in lieu of rod racks)
Forward side rails (delete standard bow rail)
Striping and graphics (blue or green)
Sun lounge (filler from bow storage to console)
Anchor roller
Livewell in reversible pilot seat
Mercury pre-riq (OptiMax)
Full width stern seat with aft side rails
Stern storage box with 10-gallon fishbox and storage compartments
Pedestal fishing seats (2)
Trolling motor panel with receptacle and removable bow light
Tackle drawer in console

Fishing Package (includes the following)

Stern storage box with 10-gallon fishbox and storage compartments
Pedestal fishing seats (2)
Trolling motor panel with receptacle and removable bow light
Tackle drawer in console
Aft side rails
Delete standard bow rail

Comfort Package (includes the following)

Cooler seat with cushion and backrest
Full width stern seat
Backrests for stern seat
Bow cushion
Aft side rails



22' Dauntless

Deck / Cockpit

Self-bailing cockpit
Molded-in nonskid pattern
20" interior freeboard
Bow and stern lifting eyes
Welded 316 stainless steel bow rail (1" diameter tube)
8" cleats (2 bow, 2 stern, 2 spring line)
Heavy-duty rub rail
Integral swim platforms with ladder on starboard side
Bilge pump with float switch
Bow trolling motor flat
Folding gunnel rod racks port and starboard (4 rods)
Stern deck mounted rod holders (4)
Red striping and graphics

Mechanical

90-gallon polyethylene fuel tank
Hydraulic tilt steering
Stainless steel steering wheel with rubber grip
Electrical switch panel with circuit protection

Navigation lights
Livewell on portside of stern deck
Mercury pre-riq
Dual battery boxes and switches, dual battery wiring

Storage

Bow anchor locker with overboard drain
Battery recessed inside console
Oil tank storage under stern deck
Bow storage locker with overboard drain

Console

Stainless steel grab rail
Acrylic windshield
Drink holders (2)
Tip-out storage bin
Courtesy lights (2)
Lockable console storage with porta potti location
Fire extinguisher pocket
Acrylic door

Seating

Reversible pilot seat with locking backrest and storage

Notable Options / Accessories:

Sun top with boot (red, blue or green)
Compass
Ski pylon
Welded 316 stainless steel side rails (forward or aft)
Bow cushions (2)
Backrests for stern seat (2)
Cooler seat with cushion and backrest
Ski rack (delete rod rack)
Striping and graphics (blue or green)
Porta potti in console
Leaning post with cooler and backrest
Pedestal helmsman seats with cushions (2)
Hydraulic trim tabs
T-top (red, blue or green)
Stern seat with backrest and aft side rails
Tackle drawer in console
Trolling motor panel
Pedestal fishing seats (2)
Freshwater shower
Stern storage box with 10-gallon fishbox and storage compartments
Electronics box for t-top
Console rod holders (6)
Mercury pre-riq (OptiMax)
Livewell under reversible seat
Gray console cover
Gray console cover with t-top
Gray pedestal seat covers (2)
Gray leaning post cover
Reversible seat cover

Fishing Package (includes the following)

Stern storage box with 10-gallon fishbox and storage compartments
Pedestal fishing seats (2)
Trolling motor panel
Removable bow light
Tackle drawer in console
Aft side rails
Delete standard bow rail
Console rod holders (6)

Comfort Package (includes the following)

Cooler seat with cushion and backrest
Full width stern seat
Backrest for stern seat
Bow cushions
Aft side rails



16' Ventura

Deck / Cockpit

Self-bailing cockpit
Molded-in nonskid pattern
19" interior free board
Bow and stern lifting eyes
Welded 316 stainless steel hand rails
6" cleats (2 bow, 2 stern)
Heavy-duty rub rail
Integral swim platforms with ladder on starboard side
Bilge pump with float switch
Garboard drain plug
Bow trolling motor flat
Red striping and graphics

Mechanical

45-gallon polyethylene fuel tank
Teleflex tilt no-feedback steering system
Sport style steering wheel
Electrical switch panel with circuit protection
Navigation lights
Anodized aluminum-framed windshield with walk-thru center section
Mercury pre-rig

Storage

Bow anchor locker with overboard drain
Console glove box
Battery and oil tank storage under stern deck
Storage under bow seats (port and starboard)
Drink holders (4)

Seating

Sliding helm and companion pedestal seats with cushions
Port and starboard aft quarter seats with cushions
Port and starboard forward seats with cushions

Notable Options / Accessories:

Sun top with boot (red, blue or green)
Compass
Ski pylon
Windshield sun top connector (red, blue or green)
Weather curtain set (red, blue or green)
Forward cockpit cover (red, blue or green)
Aft cockpit cover (red, blue or green)
Walk-thru fill-in (red, blue or green)
Under-gunnel rod racks (4 rods)
Under-gunnel ski racks
Quarter seat livewell
316 stainless steel bow rail
Mercury pre-rig (OptiMax)
Bow cushion
25-quart cooler
Striping and graphics (blue or green)

Fishing Package (includes the following)

Under-gunnel rod racks (4 rods)
Trolling motor panel
Removable bow light
Fishing seat (1)
Quarter seat livewell



18' Ventura

Deck / Cockpit

Self-bailing cockpit
Molded-in nonskid pattern
24" interior freeboard
Bow and stern lifting eyes
Welded 316 stainless steel hand rails (5)
8" cleats (2 bow, 2 stern, 2 spring line)
Heavy-duty rub rail
Integral swim platforms with ladder on starboard side
Bilge pump with float switch
Garboard drain plug
Bow trolling motor flat
Courtesy lights (2)
Red striping and graphics

Mechanical

65-gallon polyethylene fuel tank
Teleflex tilt no-feedback steering system
Sport style steering wheel
Electrical switch panel with circuit protection
Navigation lights
Anodized aluminum-framed windshield with walk-thru center section
Mercury pre-rig

Storage

Bow anchor locker with overboard drain
Console glove box
Battery and oil tank storage under stern deck
Storage under bow seats (port and starboard)
Tip-out storage bin in cockpit
Drink holders (4)
25-quart cooler
Fire extinguisher pocket

Seating

Sliding helm and companion pedestal seats with cushions
Port and starboard aft quarter seats with cushions
Port and starboard forward seats with cushions

Notable Options / Accessories:

Sun top with boot (red, blue or green)
Compass
Ski pylon
Windshield sun top connector
Weather curtain set
Forward cockpit cover
Aft cockpit cover
Walk-thru fill-in
Hydraulic tilt steering
Bow cushion
Back-to-back lounge seat (1 or 2)
Cockpit coaming bolsters
Gunnel-mounted rod holders (4)
Under-gunnel rod racks (4 rods)
Under-gunnel ski racks
Quarter seat livewell
316 stainless steel bow rail
Striping and graphics (blue or green)
Mercury pre-rig (OptiMax)

Fishing Package (includes the following)

Gunnel-mounted rod holders (4)
Under-gunnel rod racks (4 rods)
Quarter seat livewell
Trolling motor panel
Removable bow light
Fishing seat (forward)



21' Ventura

Deck / Cockpit

Self-bailing cockpit
Molded-in nonskid pattern
26" interior freeboard
Bow and stern lifting eyes
Welded 316 stainless steel bow rail
8" cleats (2 bow, 2 spring line, 2 stern)
Heavy-duty rub rail
Telescoping swim ladder
Motorwell drains (2)
Anodized aluminum-framed windshield with hinged walk-thru section
Gunnel-mounted rod holders (2)
Stainless steel grab rails
Transom door with latch
20-gallon oval storage with drain (optional livewell)
Under-gunnel rod racks
In-deck fishbox with drain
Port and starboard stainless steel toe rails
Red striping and graphics

Mechanical

Mercury single pre-rig
92-gallon fuel tank
Bilge pump
Teleflex hydraulic tilt steering
Padded steering wheel
Electrical switch panel with circuit protection
Transducer mount area
Navigation lights
Cockpit lighting

Head Compartment

Cabin light
Lockable cabin door
Easy-clean interior materials

Seating

Sliding helm and companion seats with cushions
Port and starboard bow seating with cushions
Fold-away stern seat

Storage

Bow anchor locker with drain
Bow storage lockers
Lockable console storage (port and starboard)
Lockable electronics box with removable door
Fire extinguisher pocket
Battery and oil storage

Notable Options / Accessories:

Livewell with raw-water washdown
Driver's side windshield wiper
Compass
20-gallon freshwater shower
Striping and graphics (blue or green)
Anchor roller
Cockpit coaming bolsters
Hydraulic trim tabs
Back-to-back passenger seating
Porta potti
Porta potti with deck pump-out, macerator and overboard discharge
Porta potti with deck pump-out
Dual battery trays with switch
Ski pylon
Fishbox pump-out
Bow filler cushion
Extra rod holders (2)
Mercury pre-rig (OptiMax)
25-quart cooler

Fishing Package (includes the following)

Fishbox pump-out
Livewell with raw-water washdown
Cockpit coaming bolsters
Extra rod holders (2)

Canvas

Sun top with boot (red, blue or green)
Zip-in windshield and side curtains (red, blue or green)
Aft drop curtain (red, blue or green)
Walk-thru fill-in (red, blue or green)
Windshield connector (red, blue or green)
Forward cockpit cover (red, blue or green)
Aft cockpit cover (red, blue or green)



18' Outrage

Deck / Cockpit

Self-bailing cockpit
Molded-in nonskid pattern
21" interior freeboard
Bow and stern U-bolts with inner bow lifting eye
Welded 316 stainless steel bow rail
8" cleats (2 bow, 2 spring line, 2 stern)
Heavy-duty rub rail
Telescoping swim ladder
Motorwell drains (2)
Vertical rod holders on console (4)
Gunnel-mounted rod holders (2)
Stainless steel cockpit toe rails
Stainless steel grab rails
Stainless steel motorwell rail
Anchor roller
Red striping and graphics

Mechanical

90-gallon aluminum fuel tank
Bilge pump
Teleflex hydraulic tilt steering
Stainless steel steering wheel
Electrical switch panel with circuit protection
Transducer mount area
Navigation lights
Cockpit lighting
Mercury pre-rig
Electric horn

Seating

Sliding helm and companion pedestal seats with cushions
Port and starboard quarter seats with cushions (port seat slides under swim platform)

Storage

Bow anchor locker with drain
Console storage with locking door
Lockable electronics box with removable door
Battery storage in console
In-deck fishboxes with drains (port and starboard)
Drink holders (4)
Fire extinguisher pocket
Under-gunnel rod racks

Notable Options / Accessories:

Reversible pilot seat with locking backrest and storage

Leaning Post With Cooler (includes the following)

Access to large storage box via hinged top
Rod holders (2)
Welded 316 stainless steel grab rail and base
Bait prep area with rigging storage bin under cutting board
94-quart Igloo® cooler
Backrest (removable)

Mechanical

Mercury pre-rig (OptiMax)
Compass
Hydraulic trim tabs
Dual battery boxes and switch, dual battery wiring

Deck / Cockpit

20-gallon freshwater shower
Striping and graphics (blue or green)
Cockpit table
Ski pylon
Cooler seat with cushion
Sun lounge

Fishing

Fishbox pump-out
Raw-water washdown
Aft coaming bolsters
Quarter seat livewell
Fishing station
Tackle drawer in console
Gunnel-mounted rod holders (2)

Fishing Package (includes the following)

Fishbox pump-out
Gunnel-mounted rod holders (2)
Raw-water washdown
Console storage bin

Canvas

Sun top with boot (red, blue or green)
T-top (red, blue or green)



21' Outrage

Deck / Cockpit

Self-bailing cockpit
Molded-in nonskid pattern
26" interior freeboard
Bow and stern U-bolts with inner bow lifting eye
Welded 316 stainless steel bow rail
8" cleats (2 bow, 2 spring line, 2 stern)
Heavy-duty rub rail
Telescoping swim ladder
Motorwell drains (2)
Vertical forward rod holders (4)
Gunnel-mounted rod holders (4)
Stainless steel cockpit toe rails
Stainless steel grab rails
Stainless steel motorwell rail
Compass
Red striping and graphics

Mechanical

125-gallon aluminum fuel tank
Bilge pump
Teleflex hydraulic tilt steering system
Stainless steel steering wheel
Electrical switch panel with circuit protection
Raw-water washdown
Transducer mount area
Navigation lights
Cockpit lighting
Electric horn
Mercury pre-rig

Seating

Sliding helm and companion pedestal seats with cushions
Port and starboard quarter seats with cushions (port seat slides under swim platform)
Helm and passenger footrests

Storage

Bow anchor locker with drain
Bow storage with drain
Console storage with locking door
Under-gunnel rod racks
In-deck fishboxes with drains (port and starboard)
Lockable electronics box with removable door
Drink holders for quarter seats (2)
Fire extinguisher pocket
Battery and oil storage

Notable Options / Accessories:

Leaning Post With Cooler (includes the following)
Access to large storage box via hinged top
Rod holders (2)
Welded 316 stainless steel grab rail and base
Bait prep area with cutting board and rigging storage bin under cutting board
94-quart Igloo cooler
Removable backrest

Mechanical

Hydraulic trim tabs
Porta potti with deck pump-out
Porta potti
Porta potti with deck pump-out, macerator and overboard discharge
Dual battery boxes and switches, dual battery wiring
Mercury pre-rig (OptiMax)

Deck / Cockpit

Bow cushion
20-gallon freshwater shower
Pulpit with roller
Pulpit with windlass
Striping and graphics (blue or green)
Cockpit table
Ski pylon
Folding seat forward of console
Sun lounge

Fishing

Fishbox pump-out
Aft coaming bolsters
Leaning post with livewell and storage
Quarter seat livewell
Fishing station

Fishing Package (includes the following)

Quarter seat livewell
Fishing station
Fishbox pump-out
Aft coaming bolsters

Canvas

Sun top with boot (red, blue or green)
T-top (red, blue or green)
T-top (red, blue or green) with topgun outriggers and poles
Electronics box for t-top
T-top weather curtain (red, blue or green)



23' Outrage

Deck / Cockpit

Stainless steel bow and stern eyes with inner lifting eyes
Welded 316 stainless steel bow rail
Navigation lights
8" cleats (2 bow, 2 spring line, 2 stern with hawse pipes, 1 anchor locker)
Heavy-duty rub rail
Bow anchor locker with hatch
Forward deck storage with drainage
Integral swim platform with stainless steel ladder and grab rail to port
Anchor chafe plate
Red striping and graphics
Molded console footrests with rubber tread
Center console with interior light
Lockable console storage with Plexiglas door
Under-gunnel rod racks (port and starboard)
Stainless steel toe rails

Vertical forward rod holders
Self-bailing fiberglass cockpit
Stainless steel steering wheel
Stainless steel console grab rail
Enclosed head area in console with porta potti
In-deck fishboxes (port and starboard)
Compass
Rod holders (4)
Transom door
Cockpit lights
Molded acrylic windshield
Livewell at transom
Electronics box with removable door

Seating

Dual swivel helm seats with snap-on cushions
Fold-away stern seat

Mechanical

Automatic bilge pumps (1 forward, 1 aft)
Hydraulic tilt steering
Electrical switch panel with circuit protection
Electric horn
Battery switches and battery trays (2, single engine)
166-gallon aluminum fuel tank
Mercury single pre-rig

Notable Options / Accessories:

Leaning Post With Cooler (includes the following)
Access to large storage box via hinged top
Rod holders (2)
Welded 316 stainless steel grab rail and base
Bait prep area with cutting board and rigging storage bin under cutting board
94-quart Igloo cooler
Removable backrest

Fishing Package (includes the following)

Fishbox pump-out
Aft coaming pads
Extra rod holders (3) at transom

Mechanical

Dual engine ready
Mercury dual pre-rig
Mercury pre-rig (OptiMax) single or dual
Hydraulic trim tabs
Porta potti with deck pump-out
Porta potti with deck pump-out and overboard discharge
Fishbox pump-out

Deck / Cockpit

Bow cushion
9-gallon freshwater shower
Pulpit with roller
Pulpit with windlass
Anchor roller without pulpit
Folding seat forward of console
Forward coaming pads
Aft coaming pads
Sun lounge
Striping and graphics (blue or green)

Canvas

Sun top with boot (red, blue or green)
T-top (red, blue or green) with storage bags
T-top (red, blue or green) with topgun outriggers and poles
T-top weather curtain (red, blue or green)
Electronics box for t-top



26' Outrage

Deck / Cockpit

Integral bow pulpit with anchor roller and chafe plate
Stainless steel bow and stern eyes
Welded stainless steel bow rail
Navigation lights
Stainless steel 8" cleats (2 bow, 2 spring line, 2 stern with hawse pipes, 1 anchor locker)
Heavy-duty rub rail
Bow anchor storage with hatch
Port and starboard forward deck seats with storage and drainage
Integral swim platform with grab rail and covered stainless steel ladder
Forward in-deck storage with hatch and drainage
Port and starboard fishboxes with drains
Red striping and graphics
Molded console footrests with rubber tread
Center console with interior light
Lockable console storage with Plexiglas door
Under-gunnel rod racks (port and starboard)
Rod holders (4 gunnel-mount, 4 in bow seat area)
Concealed rod racks in port forward bench seat
Self-bailing fiberglass cockpit
Stainless steel steering wheel
Stainless steel console grab rail
Enclosed head / storage area (with porta potti) in console
Tackle storage bin
Fiberglass transom door with stainless steel latch
Cockpit courtesy lights
Molded acrylic windshield
Livewell at transom with washdown system
Fold-away stern seat
Stainless steel toe rails
Cup holders (4)

Leaning Post With Cooler (includes the following)

Access to storage via hinged seats
Rod holders (2)
Welded 316 stainless steel grab rail and base
Bait prep area with cutting board, rigging storage bin under cutting board and knife / leader holder
94-quart Igloo cooler
Removable backrest
Fold-down footrests

Mechanical

Automatic bilge sump pumps, forward and aft
Hydraulic tilt steering
Electrical switch panel with circuit protection
Battery switches and battery trays (2, single engine)
Electric horn
Wire pulls for electronics installation
200-gallon aluminum fuel tank
Recessed hydraulic trim tabs
Compass
20-gallon freshwater system with sink in console and transom shower
Mercury single pre-rig

Notable Options / Accessories:

Porta potti with pump-out
Porta potti with pump-out with overboard discharge
Marine head with pump-out, holding tank and overboard discharge
Windlass
Striping and graphics (blue or green)

Seating

Bow seat cushions
Dual swivel helm seats with cushions
Sun lounge filler

Fishing Package (includes the following)

Fishbox pump-out
Aft coaming pads
Extra rod holders (3) at transom

Mechanical

Dual engine ready
Mercury dual pre-rig
Mercury pre-rig (OptiMax) single or dual
Fishbox pump-out

Canvas

Sun top with boot (red, blue or green)
T-top (red, blue or green) with storage bags
T-top with topgun outriggers and poles
Electronics box for t-top
T-top weather curtain (red, blue or green)
Forward coaming bolsters
Aft coaming bolsters



28' Outrage

Deck / Cockpit

Self-bailing cockpit
Molded-in nonskid pattern
28" interior freeboard
Bow and stern U-bolts
Welded 316 stainless steel bow rail
8" cleats (2 bow, 2 spring line, 2 stern with hawse pipes, 1 anchor locker)
Heavy-duty rub rail
Covered telescoping swim ladder with stainless steel grab rail
Motorwell drains
Heavy-duty, aluminum-framed windshield
Rod holders (4 gunnel-mount, 3 transom-mount, 2 bow-mount)
Stainless steel cockpit toe rails
Stainless steel grab rails (2)
Integral bow pulpit with roller
Cockpit coaming pads
Prep station bait box, sink, tackle boxes, tool holders and cutting board
Red striping and graphics

Mechanical

Hydraulic trim tabs
149-gallon fuel tanks (2)
Bilge pumps
Shore power with battery charger

Hot and cold pressurized water system
Teleflex hydraulic tilt steering system
Stainless steel steering wheel
Electrical switch panel with circuit protection
Windshield wipers port and starboard
Transducer mount areas
Navigation lights
Cockpit lighting
Battery boxes (3) with automatic switch / isolator
Livewell with raw-water washdown
Compass
Mercury dual pre-rig package

Cabin Interior

Microwave oven
Opening ports with screens (2)
Cabin lights
Sliding cabin door
Easy-clean interior materials
Forward single berth with filler to convert to double
Single settee berth
Enclosed head with VacuFlush® head, holding tank and dockside pump-out
Clarion® stereo with CD player, speakers (4) and remote control at the helm
Carbon monoxide detector
Teak and holly cabin sole

Storage

Bow anchor locker with drain
Storage lockers under V-berth
Under-gunnel rod racks
Cabin interior rod racks
In-deck fishboxes with pump-out
Electronics panel at helm
Drink holders
Fire extinguisher pocket
Battery and oil storage

Seating

Helm and passenger bolster-style seats
Helm and passenger footrests
Hideaway stern bench seat
Forward deck seat with removable cushion

Notable Options / Accessories:

Striping and graphics (blue or green)
Hard top with topgun outriggers, electronics box, cockpit flood lights, dome light and rod holders (4)
Hard top with electronics box, cockpit flood lights, dome light and rod holders (4)
Air conditioning
Generator
Windlass with rode
Mercury pre-rig (OptiMax)
Galley Package (includes the following)
Single-burner stove (butane or electric)
Refrigerator 12V / 110V
Galley sink with hot and cold pressure water

Canvas

Sun top with boot (red, blue or green)
Zip-in windshield and side curtains (red, blue or green), sun top or hard top
Aft drop curtain (red, blue or green), sun top or hard top



21' Conquest

Deck / Cockpit

Self-bailing cockpit
Molded-in nonskid pattern
26" interior freeboard
Bow and stern lifting eyes
Welded 316 stainless steel bow rail
8" cleats (2 bow, 2 spring line, 2 stern)
Heavy-duty rub rail
Telescoping swim ladder
Motorwell drains (2)
Anodized aluminum-framed windshield with vents and stainless steel support
Gunnel-mounted rod holders (4)
Stainless steel cockpit toe rails
Stainless steel grab rails (4)
Stainless steel motorwell rail
Red striping and graphics

Mechanical

92-gallon aluminum fuel tank
Bilge pump
Teleflex no-feedback steering system
Stainless steel steering wheel
Electrical switch panel with circuit protection
Driver's side windshield wiper
Transducer mount area
Navigation lights
Electric horn
Cockpit lighting
Compass
Mercury single pre-rig

Cabin Interior

Opening hatch with screen
Opening ports with screens (2)
Cabin light
Lockable cabin door
Easy-clean interior materials including non-woven, smooth headliner
High / low port and starboard seats
Throw pillows (2)

Storage

Bow anchor locker with drain
Bow storage lockers under V-berth
Under-gunnel rod racks
Port and starboard side panel storage in helm area with drink holders
In-deck fishbox with drain
Lockable port and starboard storage under seat bases with drains
Lockable electronics box with removable door
Drink holders for quarter seats (2)
Fire extinguisher pocket
Battery and oil storage

Seating

Sliding helm and companion seats with cushions
Helm and passenger footrests
Port and starboard quarter seats with cushions (port quarter seat slides under swim platform)
Aft-facing seat cushions

Notable Options / Accessories:

Livewell with raw-water washdown
20-gallon freshwater shower
Striping and graphics (blue or green) with matching interior bolsters and pillows
Bow pulpit with roller
Bow pulpit with windlass
Cockpit coaming bolsters
Trim tabs
V-berth filler
Hard top with topgun outriggers, electronics box and cockpit floodlight
Hard top with electronics box and cockpit floodlight
44-gallon auxiliary fuel tank with valve
Porta potti
Porta potti with deck pump-out
Porta potti with deck pump-out, macerator and overboard discharge
Dual battery trays with switch
Tilt hydraulic steering
Ski pylon
Cockpit table
Rigging station
Fishbox pump-out
Tackle drawer
Mercury pre-rig (OptiMax)

Fishing Package (includes the following)

Fishbox pump-out
Livewell with raw-water washdown
Tackle drawer
Cockpit coaming bolsters
Cabin interior rod racks

Canvas

Sun top with boot (red, blue or green)
Zip-in windshield and side curtains (red, blue or green)
Aft drop curtain (red, blue or green)
Hard top canvas front and sides (red, blue or green)
Hard top canvas aft drop curtain (red, blue or green)
Camper canvas (red, blue or green) with screens



23' Conquest

Deck / Cockpit

Self-bailing cockpit
Molded-in nonskid pattern
29" interior freeboard
Bow and stern lifting eyes
Welded 316 stainless steel bow rail
8" cleats (2 bow, 2 spring line, 2 stern with hawse pipes)
Fiberglass gunnel boards
Heavy-duty rub rail
Telescoping swim ladder and stainless steel grab rail
Motorwell drains
Anodized aluminum-framed windshield with vents
Gunnel-mounted rod holders (4)
Stainless steel cockpit toe rails
Stainless steel grab rails (4)
Red striping and graphics

Mechanical

125-gallon aluminum fuel tank
Bilge pump
Teleflex hydraulic tilt steering system
Stainless steel steering wheel
Electrical switch panel with circuit protection
Driver's side windshield wiper
Transducer mount area
Navigation lights
Cockpit lighting
Electric horn
Dual battery trays with switch
Compass
Mercury single pre-rig

Cabin Interior

Opening hatch with screen
Opening ports with screens (2)
Cabin light
Lockable cabin door
Easy-clean interior materials
Backrest bolsters / storage shelves

Storage

Bow anchor locker with drain
Bow storage lockers under V-berth
Under-gunnel rod racks
Cabin interior rod racks
Port and starboard side panel storage in helm area
In-deck fishbox
Lockable port and starboard storage under seat bases with drains
Lockable electronics box with removable door
Drink holders
Fire extinguisher pocket
Battery and oil storage

Seating

Sliding helm and companion seats with cushions
Hideaway stern bench seat (outboard model only)
Helm and passenger footrests
Aft-facing seat cushions

Notable Options / Accessories:

Mercury dual pre-rig
Dual engine ready
Mercury pre-rig (OptiMax) single or dual
Livewell with raw-water washdown
20-gallon freshwater shower
154-gallon fuel tank (not compatible with VacuFlush head system)
Striping and graphics (blue or green) with matching cabin bolsters and pillows
Bow pulpit with roller
Bow pulpit with windlass
Additional rod holders (2 gunnel-mount on inboard / outboard or 3 stern-mount on outboard model)
Cockpit coaming bolsters
Hydraulic trim tabs
Hard top with topgun outriggers, electronics box, cockpit floodlight, dome light and rod holders (4)
Hard top with electronics box, cockpit floodlight, dome light and rod holders (4)
Fishbox pump-out
Tackle drawer
Marine VacuFlush head system with holding tank, overboard discharge, dock side pump-out and 20-gallon freshwater shower
Porta potti
Porta potti with deck pump-out
Porta potti with deck pump-out, macerator and overboard discharge
V-berth filler cushion

Fishing Package (includes the following)

Fishbox pump-out
Additional rod holders
Livewell with raw-water washdown
Tackle drawer
Cockpit coaming bolsters

Canvas

Sun top with boot (red, blue or green)
Zip-in windshield and side curtains (red, blue or green), sun top or hard top
Aft drop curtain (red, blue or green), sun top or hard top
Camper canvas (red, blue or green) with screens



28' Conquest

Deck / Cockpit

Self-bailing cockpit
Molded-in nonskid pattern
28" interior freeboard
Bow and stern U-bolts
Welded 316 stainless steel bow rail
8" cleats (2 bow, 2 spring line, 2 stern with hawse pipes, 1 anchor locker)
Heavy-duty rub rail
Covered telescoping swim ladder with stainless steel grab rail
Motorwell drains
Anodized aluminum-framed windshield with vents
Rod holders (4 gunnel-mount, 3 transom-mount)
Stainless steel cockpit toe rails
Stainless steel grab rails (2)
Integral bow pulpit with roller
Cockpit coaming bolsters
Cockpit shower
Red striping and graphics

Mechanical

Automatic battery switch / isolator
Battery box (3) with switches
Hydraulic trim tabs
148-gallon fuel tanks (2)
Bilge pump aft and forward
Shore power with battery charger
Hot and cold pressurized water system
Teleflex hydraulic tilt steering system
Stainless steel steering wheel
Electrical switch panel with circuit protection
Windshield wipers port and starboard
Transducer mount areas
Navigation lights
Cockpit lighting
Livewell with light and raw-water washdown
Compass
Mercury dual pre-rig

Cabin Interior

Teak and holly cabin sole
Opening hatch with screen
Opening ports with screens (4)
Sliding window in mid-cabin berth
Cabin lights
Sliding cabin door
Easy-clean interior materials
Forward dinette / berth
Mid-cabin double berth
Refrigerator 12V / 110V
Enclosed head with VacuFlush head, holding tank, dockside pump-out and overboard discharge
Head and galley sinks with hot and cold water faucets
Dinette table / forward berth filler
Carbon monoxide detector
Butane single-burner stove
Microwave
Clarion stereo with CD player, speakers (4) and remote control at the helm

Storage

Cedar-lined hanging locker
Bow anchor locker with drain
Bow storage lockers under dinette / berth
Under-gunnel rod racks
Cabin interior rod racks
In-deck fishboxes (2) with pump-out
Storage drawer under helm seat
Tackle drawers
Electronics panel at helm
Drink holders
Fire extinguisher pocket
Battery and oil storage

Seating

Sliding helm seat with cushions
Hideaway stern bench seat
Helm and passenger molded-in footrests
Companion bench seat
Aft-facing seat, starboard

Notable Options / Accessories:

Radar arch with cockpit flood lights, dome light and rod holders (4)
Radar arch with topgun outriggers, cockpit flood lights, dome light and rod holders (4)
Striping and graphics (blue or green)
Hard top with topgun outriggers, electronics box, cockpit flood light, dome lights and rod holders (4)
Hard top with electronics box, cockpit flood light, dome light and rod holders (4)
Electric single-burner stove
Windlass with rode
Reverse-cycle air conditioning
Generator
Prep station behind helm seat (in lieu of aft-facing seat)
Enclosed head with VacuFlush toilet, holding tank and dockside pump-out
Mercury pre-rig (OptiMax)

Canvas

Sun top with boot (red, blue or green)
Weather curtain (red, blue or green), sun top or hard top
Aft drop curtain (red, blue or green), sun top or hard top

SPECIFICATIONS

Specified measurements are approximations and are subject to variance.

	LOA (1)	BEAM	DRAFT (2)	WEIGHT	MAX WT CAP (3)	SWAMPED (4)	PERSONS CAP	MAX HP	MIN HP (5)	MAX ENG WEIGHT (6)	SHAFT	FUEL CAP
11' Tender	11' 4" 3.45 m	5' 1.52 m	6" .15 m	300 lbs 136 kg	560 lbs 254 kg	750 lbs 340 kg	3	10 hp 7 kw	5 hp 3 kw		15" .38 m	
13' GLS	13' 4" 4.06 m	5' 5" 1.65 m	6" .15 m	550 lbs 249 kg	1200 lbs 544 kg	1600 lbs 725 kg	6	40 hp 29 kw	9 hp 6 kw		20" .50 m	
13' Sport	13' 3" 4.03 m	5' 11" 1.80 m	7" .17 m	580 lbs 263 kg	935 lbs 424 kg	1600 lbs 725 kg	5	30 hp 22 kw	25 hp 18 kw		20" .50 m	
17' Standard	16' 7" 5.05 m	6' 2" 1.87 m	9" .22 m	850 lbs 385 kg	1415 lbs 641 kg	2000 lbs 907 kg	7	100 hp 74 kw	35 hp 26 kw		20" .50 m	
17' Montauk	16' 7" 5.05 m	6' 2" 1.87 m	9" .22 m	950 lbs 430 kg	1415 lbs 641 kg	2000 lbs 907 kg	7	100 hp 74 kw	35 hp 26 kw		20" .50 m	
14' Dauntless	14' 5" 4.39 m	6' 4" 1.93 m	9" .22 m	1000 lbs 453 kg	1100 lbs 498 kg	2900 lbs 1315 kg	5	75 hp 55 kw	30 hp 22 kw	310 lbs 140 kg	20" .50 m	25 gal 94 L
16' Dauntless	16' 3" 4.95 m	7' 1" 2.15 m	11" .27 m	1300 lbs 589 kg	1700 lbs 771 kg	4200 lbs 1905 kg	6	115 hp 85 kw	50 hp 37 kw	455 lbs 206 kg	20" .50 m	45 gal 170 L
18' Dauntless	18' 2" 5.53 m	8' 2.43 m	12" .30 m	1800 lbs 816 kg	2400 lbs 1088 kg	4000 lbs 1814 kg	7	150 hp 111 kw	90 hp 67 kw	510 lbs 231 kg	25" .63 m	65 gal 246 L
22' Dauntless	22' 3" 6.78 m	8' 6" 2.59 m	12" .30 m	2500 lbs 1133 kg	2950 lbs 1338 kg	4800 lbs 2177 kg	9	225 hp 167 kw	135 hp 100 kw		25" .63 m	90 gal 340 L
16' Ventura	16' 3" 4.95 m	7' 1" 2.15 m	11" .27 m	1350 lbs 612 kg	1700 lbs 771 kg	4200 lbs 1905 kg	6	115 hp 85 kw	50 hp 37 kw	455 lbs 206 kg	20" .50 m	45 gal 170 L
18' Ventura	18' 2" 5.53 m	8' 2.43 m	12" .30 m	1950 lbs 884 kg	2400 lbs 1088 kg	4000 lbs 1814 kg	7	150 hp 111 kw	90 hp 67 kw	510 lbs 231 kg	25" .63 m	65 gal 246 L
21' Ventura	20' 7" 6.27 m	8' 4" 2.54 m	15" .38 m	3300 lbs 1496 kg	3250 lbs 1474 kg	5500 lbs 2494 kg	10	250 hp 186 kw	135 hp 100 kw		25" .63 m	92 gal 348 L
18' Outrage	18' 4" 5.58 m	8' 3" 2.51 m	15" .38 m	2500 lbs 1133 kg	2700 lbs 1224 kg	4000 lbs 1814 kg	8	200 hp 149 kw	115 hp 85 kw		25" .63 m	90 gal 340 L
21' Outrage	20' 7" 6.27 m	8' 4" 2.54 m	15" .38 m	3000 lbs 1360 kg	3900 lbs 1769 kg	5200 lbs 2358 kg	10	250 hp 186 kw	135 hp 100 kw		25" .63 m	125 gal 473 L
23' Outrage	22' 7" 6.88 m	8' 6" 2.59 m	15" .38 m	3375 lbs 1530 kg	3300 lbs 1496 kg	4900 lbs 2222 kg	12	300 hp 223 kw	150 hp 111 kw		25" d/30" s .63 m/.76 m	166 gal 628 L
26' Outrage	27' 10" 8.48 m	8' 6" 2.59 m	15" .38 m	4350 lbs 1973 kg	4300 lbs 1950 kg	7300 lbs 3311 kg	14	450 hp 335 kw	225 hp 167 kw		25" d/30" s .63 m/.76 m	200 gal 757 L
28' Outrage	30' 8" 9.34 m	10' 4" 3.14 m	20" .50 m	7000 lbs 3175 kg	4300 lbs 1950 kg	5800 lbs 2630 kg	14	600 hp 447 kw	300 hp 223 kw		25" d .63 m	296 gal 1120 L
21' Conquest	20' 7" 6.27 m	8' 4" 2.54 m	15" .38 m	3250 lbs 1475 kg	3950 lbs 1791 kg	5200 lbs 2358 kg	10	250 hp 186 kw	135 hp 100 kw		25" .63 m	92 gal 348 L
23' Conquest	22' 7" 6.88 m	8' 6" 2.59 m	15" .38 m	3650 lbs 1655 kg	3160 lbs 1433 kg	4500 lbs 2041 kg	12	300 hp 223 kw	150 hp 111 kw		25" d/30" s .63 m/.76 m	125 gal 473 L
28' Conquest	30' 8" 9.34 m	10' 4" 3.14 m	20" .50 m	6600 lbs 2993 kg	4300 lbs 1950 kg	5800 lbs 2630 kg	14	600 hp 447 kw	300 hp 223 kw		25" d .63 m	296 gal 1120 L

(1) L.O.A. includes bow pulpit and swim platform on integral models only. (2) Draft for outboard models with engine(s) tilted clear of water. May vary slightly depending on load and engine size. (3) BIA and U.S. Coast Guard Standards for persons, motor and gear. (4) Total weight (persons, motor and gear) boat will support if filled with water. (5) Minimum horsepower to plane satisfactorily with light load. Consult dealer for engine recommendations. (6) Exceeding the recommended engine weight may 1) put interior floor scuppers underwater, 2) cause the boat to porpoise at mid-throttle and 3) increase time to plane.



For the name and phone number of your local Boston Whaler dealer, call 1-800-Whaler 9.

The Unsinkable Legend™

World Headquarters: 100 Whaler Way, Edgewater, FL 32141.
Internet Address: www.whaler.com

Specifications and standard equipment subject to change. Boston Whaler is not responsible for changes to parts or accessories manufactured by companies other than Boston Whaler. BOSTON WHALER, WHALER, the BOSTON WHALER logo, DAUNTLESS, CONQUEST and OUTRAGE are registered trademarks. UNIBOND, DUOBOND, ACCUTRACK, WHALEBOARD, THE UNSINKABLE LEGEND and VENTURA are trademarks of Boston Whaler, Incorporated. Printed in U.S.A. © 1999 Boston Whaler, Inc. All rights reserved.

