


**BOSTON
WHALER**



Boston Whaler, Inc.
4121 South U.S. Highway 1
Edgewater, FL 32141

(904) 426-1400
(904) 428-0057
FAX (904) 428-7310

Dear Boston Whaler Customer,

All of us at Boston Whaler wish you great enjoyment in your new "Whaler." A lot of thought, effort, and commitment goes into every boat we build, so that Boston Whaler's rich history of CUSTOMER SATISFACTION will be evergreen.

The Boston Whaler value system of unsinkability, durability, product quality, and outstanding performance is your guarantee of pleasure and satisfaction. Whether your choice is water-skiing, inland or offshore fishing, cruising or "jetting" around; you can be sure you'll come back safely in a Whaler. You are joining thousands of happy Whaler owners, among them many who tell us their lives were saved by their Whaler.

Premium value may cost a little more, but safety is priceless. The ten-year transferable warranty is truly unique in the industry, and your resale/trade-in value will be a pleasant reminder of your wisdom in choosing a Whaler.

Over the years, repeat Whaler customers have proven that there is no finer boating experience than Boston Whaler. We are pleased that you are joining us.

Best wishes for safe boating fun.

Sincerely,



Doug Fonte
President



BOSTON
WHALER



Dawn. There's something special about it. When others are fast asleep, you're soaking in the day's first light and feeling that cool breeze that refreshes your

spirit. In many respects, there's a new dawn breaking here at Boston Whaler. We're heading in exciting directions by introducing the next wave of both small and

offshore Boston Whalers. And we don't mean boats with just innovative fishing features. But rather boats with new contemporary deep-Vee hulls for smooth,

dry rides, higher freeboard and more storage. For instance, we've redesigned our entire Outrage® series from bow to stern, gunwale to gunwale. Created a brand new

versatile series called Dauntless — the next generation of small, new Vee-hulled boats. Re-engineered the GLS's in our Classic series. And took the jet boat that

inspired a whole industry and expanded it into a line of more powerful Rages®. In short, our design team has been very busy. While these changes will give some

of our boats a different look, make no mistake — they're all **Whaler to the core.** In other words, built with our legendary foam-filled construction

that makes our boats incredibly stable, dependably durable, absolutely unsinkable. And above all, completely trustworthy. Which is why people the world over

rely on, and ask more of, Boston Whalers than any other boat. And why the boats we're building today are the very ones that are setting the standards for tomorrow.





Not only are Boston Whalers absolutely unsinkable, they're incredibly stable. Which means they're safe enough to handle a day of fun with the kids. And reliable enough to handle hard-core work with people who have serious jobs to perform.

CLASSIC SMALL WHALER HULL



NEW GENERATION OFFSHORE DEEP-VEE HULLS




With the addition of our innovative new deep-Vee hulls, boaters now get the best of both worlds from Whaler. High stability and the smoothest possible ride. Our new generation of smaller boats have higher freeboard along with a deeper Vee shape. Likewise the new generation of offshore hulls have higher freeboard, wider beams and deep-Vee designs with sharper bow entries and more deadrise aft. All of which makes for fast, smooth, comfortable rides. Our small classics feature Whaler's unique twin sponsons which give them incredible stability and load carrying capacity. No matter what design, every Whaler hull is remarkably strong and, of course, unsinkable.

NEW GENERATION DEEP-VEE HULLS




Technologies, processes and materials are always changing. At Boston Whaler, we constantly examine and refine our entire process, from design to manufacturing, to ensure that we utilize the most innovative techniques available. Which is why we use the latest in CAD/CAM technology to design layouts that are rich in smart, practical features while making optimum use of space. The result is a family of boats that are ideally suited to your specific needs.



BOSTON WHALER

TRADITIONAL
CONSTRUCTION

THE COMPETITION

BOSTON WHALER
UNIBOND™ CONSTRUCTION

When you compare the Whaler Unibond construction to traditional methods, you'll find there's no comparison. Traditional techniques have to rely on stringers and foam blocks for strength and buoyancy. Look under our deck and you see one solid double hull. That's the way it comes out of the mold.

The legendary Whaler® foam-filled construction results in a hull with the greatest flotation — over 2½ times that required to meet US Coast Guard specifications. To demonstrate this, we pulled the plug on a 17' Whaler, overloaded it with 10 people and it still floated high enough to keep the engine's powerhead above water. Then we did the same to a competitor's boat. It lacked the stability and buoyancy to support even five people.





Our innovative manufacturing technique is one we pioneered more than 35 years ago. Our exclusive Unibond™ foam-filled construction makes our bulls absolutely, positively unsinkable. No wonder no other boat can cut it like a Boston Whaler.®

Even our most innovative boat designs like the Rage® are still Whaler® to the core. They're made with our exclusive foam-filled Unibond construction. A process where we mold an inner and outer fiberglass skin, then inject a compound into the cavity that catalyzes to form a lightweight yet high-density, closed-cell foam. Under intense pressure, the foam expands rapidly to fill the entire structure from gunwale to gunwale, then chemically bonds to the uncured fiberglass. This results in a solid, one-piece hull that's positively unsinkable.



A Whaler hull is so incredibly strong and rigid, we not only stand behind it, we sit on it. This 40,000-pound bulldozer can sit on top of our 19' hull without crushing it. And as far as standing behind our bulls, Boston Whaler is the only company that, for more than 35 years, has been offering a ten-year limited transferable hull warranty. So if you should ever decide to sell your Whaler within that time, your boat will still be protected. If that's not a strong commitment, we don't know what is.



When we build our boats, we take quality to the extreme — even in places you might not see. Take the way we finish hatches on the inside as well as the outside. Small details to some. A big deal to Boston Whaler.

The proof of Boston Whaler's stability, safety and durability is best demonstrated by the people who depend on Whalers every day for work. In fact, Whalers are used by more federal, state and local agencies than any other boat. Our Commercial Products Division takes the same basic recreational hull, then outfits them for their specific needs. We're so confident in our hulls, that we even offer commercial customers the same full ten-year transferable warranty we offer you.



Boston Whaler hulls are not so much manufactured as they are born. Which is why each hull has what we call a birth certificate that provides all the information about how it was made.



For more than thirty-five years they've been buzzing around the bay. The safest way to get from here to there. Proudly serving as **tough** little tenders to yachts. Or out on the lakes and rivers relentlessly hunting for trout and large mouth bass. They're what we affectionately call **The Classics**. The versatile, **stable** little boats with that unmistakable Whaler look and clean, simple design. What they lack in size they more than make up in dependability. These are the boats in which many people hold fond, enduring memories. The kind of boats that you can still put your **trust**, your confidence and your kids into.







The 13' GLS is just the boat you need if you have a lot of boating needs. The 13' performs equally well as a fishing skiff or scuba platform thanks to its easy-to-board low freeboard and twin-sponson stability. And you'll love the clean look of its all-fiberglass design that cuts down on maintenance.

11' TENDER STANDARD FEATURES

Bow locker with mahogany cover • Bow eye with lifting eye • Bow norman pin • Ski eyes with lifting eyes (pair) • Heavy-duty rub rail • Oarlock sockets (pair) • Drain plug • Red graphics

SEATING: 2 mahogany bench seats

NOTABLE OPTIONS/ACCESSORIES

Mooring cover • Tender rub rail

11' SUPER SPORT STANDARD FEATURES

Bow locker with mahogany cover • Welded 316 stainless steel bow/side rail • Bow eye with lifting eye • Bow norman pin • Ski eyes with lifting eyes (pair) • Heavy-duty rub rail • Red graphics

CONSOLE: Mahogany console • Stainless steel steering wheel

SEATING: 2 mahogany bench seats

MECHANICAL: Teleflex No-Feedback cable steering

NOTABLE OPTIONS/ACCESSORIES

Bow chock • Navigation lights • Tender rub rail

SEATING: Bow cushion

CANVAS: Mooring cover

13' GLS STANDARD FEATURES

Bow locker with fiberglass cover • Mesh storage bag under forward bench seat • Welded 316 stainless steel side rails • Bow eye with lifting eye • Bow norman pin • Ski eyes with lifting eyes (pair) • Heavy-duty rub rail • Red striping and graphics

CONSOLE: Fiberglass side console • Stainless steel steering wheel

SEATING: 2 fiberglass bench seats • Storage, aft seat backrest


MECHANICAL: Teleflex No-Feedback cable steering • Battery box with hold-down strap

NOTABLE OPTIONS/ACCESSORIES

Welded 316 stainless steel bow rail • Bow chock • Navigation lights • Tender rub rail

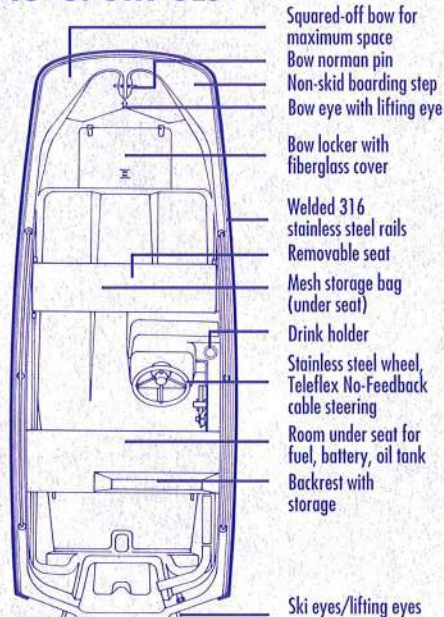
SEATING: Bow cushion • Seat and backrest cushions

CANVAS: Sun top with boot • Mooring cover

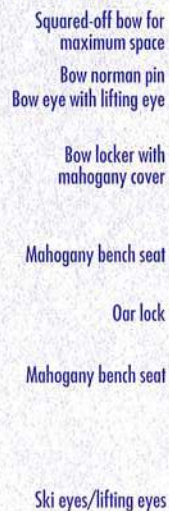


With its unsinkable Whaler bull and classic, functional design, the GLS strikes a perfect balance between practicality and fun.

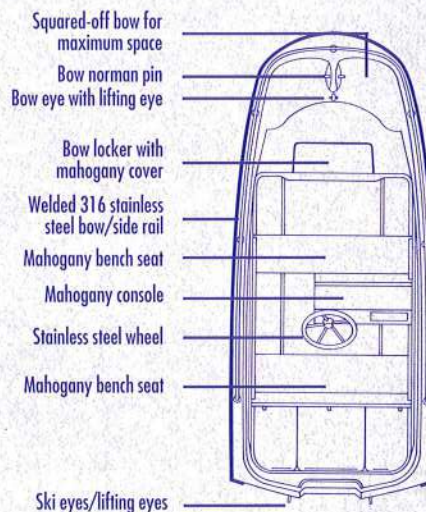
13' SPORT GLS



11' TENDER




11' SUPER SPORT



The 13' GLS may be small, but it's peppy. Just ask any kid zipping along on a knee board behind it. With the gas tank and battery hidden under the full-width helm seat, there's more usable deck space.




The Whaler 11' Tender is the boat you're most likely to see banging off the davits of some of the world's finest yachts. And for good reason. It's small enough to fit into tight spaces, large enough to fit you and your crew, and versatile enough to fit your needs.




Functional and fun, the 11' Super Sport is proof that good things really do come in small packages. It features convenient wheel steering on a side console, sturdy stainless steel grab rails, handsome mahogany seating and a surprising amount of room.



The innovative spirit that launched our reputation as the leader in small boats just took on a whole new form. Presenting the **next generation** of small Whalers—**Dauntless.** True to its name, Dauntless boldly handles a stiff chop with the best of them. Whether you're looking for a fun day of fishing or just a little fun in the sun, Dauntless will get you there fast and dry thanks to wider **self-bailing Vee hulls.** And while these incredibly rugged boats sport **higher freeboard,** make no mistake, they're all Boston Whaler through and through — dependable, reliable, unsinkable. So when the fun is done they always get you home.





As we continue to create new legends, we're proud to introduce the 13' Dauntless. It's just what a lot of boaters have been clamoring for. It combines a smooth ride and legendary Whaler durability. With the optional Sportsman's package, and fishing seats, it's a fisherman's dream.

13' DAUNTLESS STANDARD FEATURES

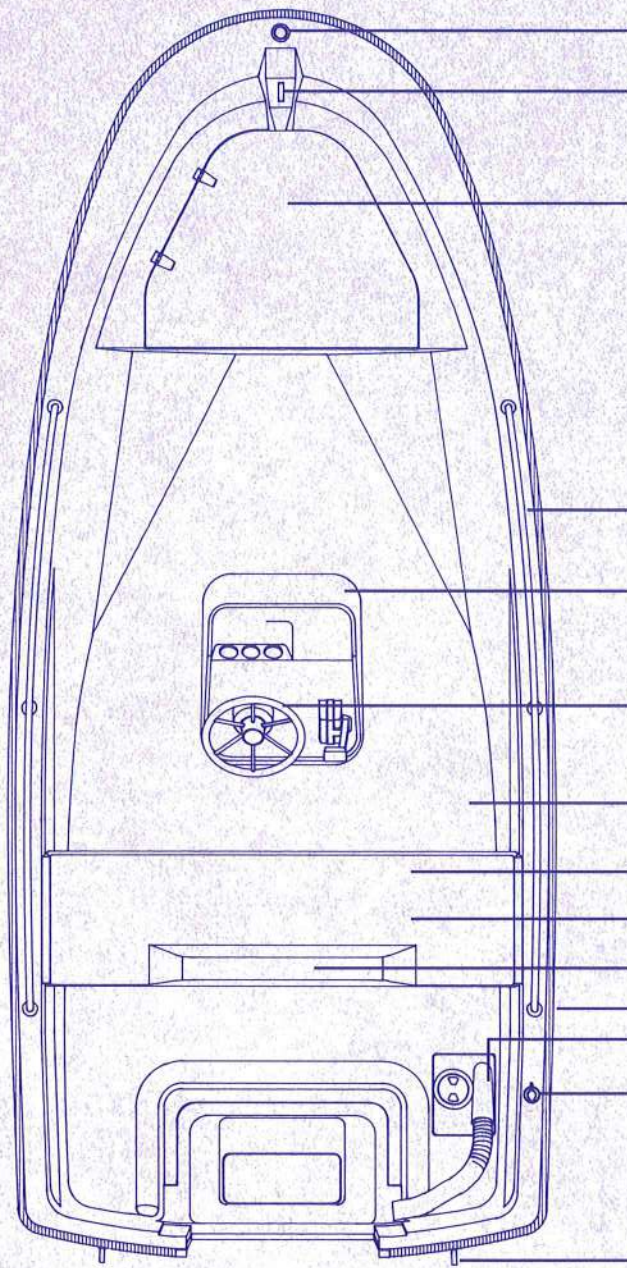
Self-bailing cockpit • Heavy-duty rub rail • Bow and stern lifting eyes • Anchor storage locker with hasp • Welded 316 stainless steel side rails • Molded-in backing for cleats and trolling motor • Scuppers • Red striping and graphics
CONSOLE: Padded stainless steel wheel • Storage access door/storage pouch • Compass and electronics flat
SEATING: Athwartship bench seat with storage for fuel tank, oil tank, and battery underneath • Storage recess in seat-back
MECHANICAL: Teleflex No-Feedback steering • Navigation lights

NOTABLE OPTIONS/ACCESSORIES

Stern deck with storage bin • Welded 316 stainless steel bow rail (in place of side rails) • Swim platform • Console rod rack (4) • Tender rub rail • Windshield
SEATING: Seat cushion with backrest • Stern deck cushion • Bow cushion • Cushioned cooler seat
Comfort Package – Bow cushion, helm seat and backrest cushions, cushioned cooler seat, stainless steel bow rail
FISHING:
Fishing seat – Removable with cushion
Sportsman's package – Stern deck with cushion, rod racks (4) • Cushioned cooler seat
CANVAS: Mooring cover • Sun top with boot




The 13' Dauntless is extremely agile. Which makes it the perfect ski boat to match up with skiers of any skill level.




- Navigation light
- Bow eye/lifting eye
- Bow anchor locker with through-hull drain and hasp
- Welded 316 stainless steel side rails
- Dry storage in console
- Padded stainless steel wheel, Teleflex No-Feedback cable steering
- Self-bailing cockpit
- Molded bench seat
- Room under seat for battery, fuel and oil tanks
- Backrest with storage
- Heavy-duty rub rail
- Rigging access
- Stern light
- Ski eyes/lifting eyes



The optional canvas sun top makes it a great cruiser. After all, even the most ardent sun worshipers sometimes need a place to retreat.



The spacious bow deck of the 13' Dauntless can be padded to offer plenty of room to stretch out. Underneath is over four cubic feet of usable storage space.



With the optional stern deck, storage is easily accessible, and provides ten cubic feet of additional, out-of-the-way storage space.



Whether you want to catch fish or just catch some rays, the 15' Dauntless is for you. A Vee hull with higher freeboard, and a seating arrangement that you can adapt to suit your needs, makes the 15' Dauntless as versatile as it is fun.

15' DAUNTLESS STANDARD FEATURES

Self-bailing cockpit • Anchor storage locker • Welded 316 stainless steel bow rail • 6" stainless steel cleats: 2 bow, 2 stern • Bow and stern lifting eyes • Heavy-duty rub rail • Scuppers • Red striping and graphics
CONSOLE: Padded stainless steel steering wheel • Storage access door/storage pouch • Welded 316 stainless steel rail • Compass and electronics flat
SEATING: Bench seat with room underneath for fuel and oil tanks
MECHANICAL: Teleflex No-Feedback cable steering • Navigation lights

NOTABLE OPTIONS/ACCESSORIES

Fiberglass stern deck • Swim platform • Windshield with

grab rail • Stern deck cushion and backrest • Tilt steering • Tender rub rail

SEATING: Bow platform cushion • Reversible pilot seat with fuel tank storage underneath • Cushioned cooler seat • Bench seat cushion

Comfort Package – Swim platform, bow cushion, cushioned cooler seat

FISHING:

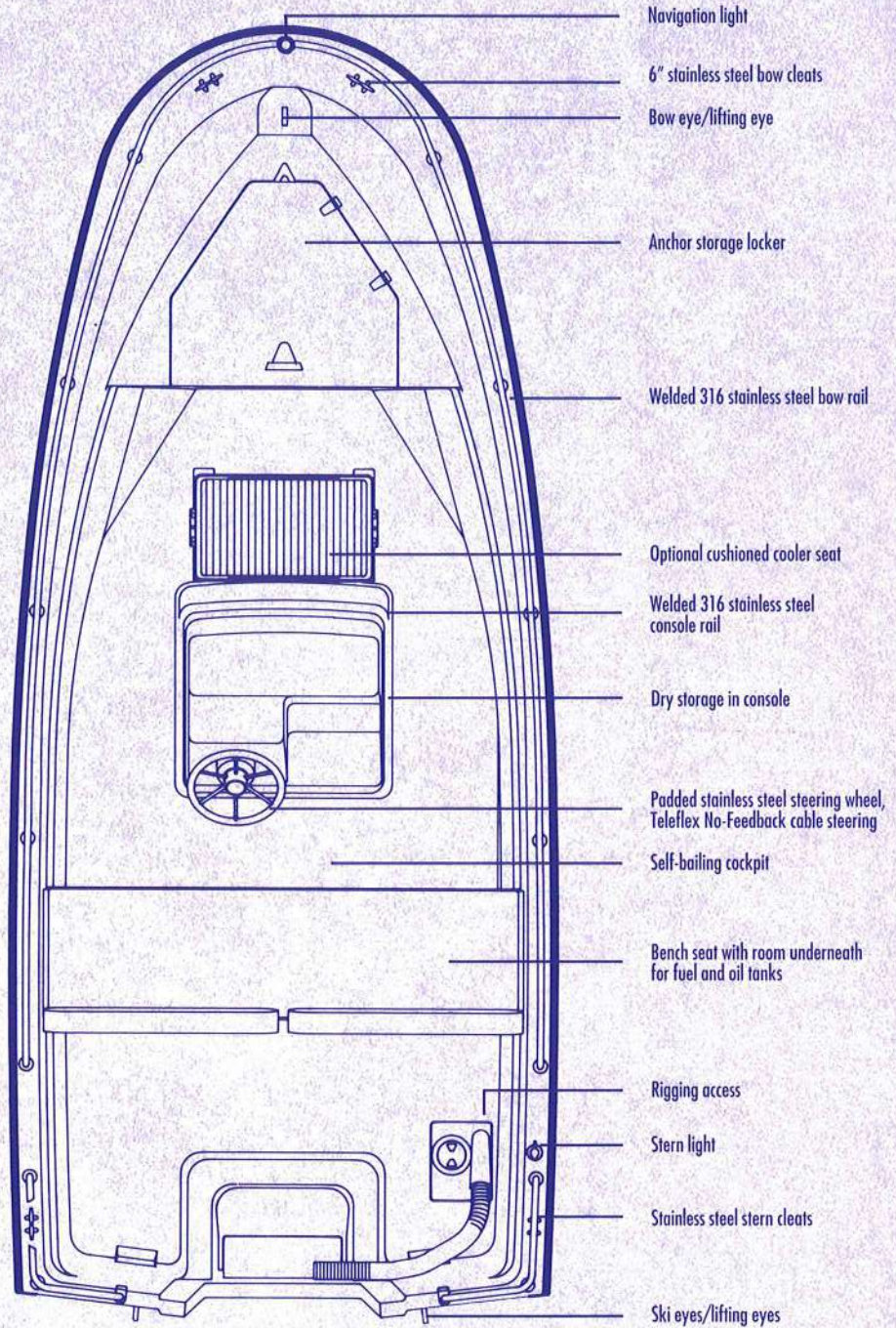
Fishing seat—Removable with cushion

Sportsman's package—Stern deck, console rod holders (4), reversible pilot seat, welded 316 stainless steel side rails (in place of bow rail), cushioned cooler seat

CANVAS: Sun top with boot • Mooring cover • Console cover • Reversible pilot seat cover



Dauntless is all about versatility – right down to the seating arrangements. Whether you choose its standard bench seat, or the optional reversible pilot seat.



Where is the future of small boats headed? Just follow the 15' Dauntless. It offers smooth-riding Vee hull performance along with all the stability and versatility you expect from Boston Whaler.



Whether you run it standing or sitting, Dauntless supplies an abundance of both excitement and storage. Inside the console you'll discover cavernous storage space while outside there's room to roam the deck, or if you prefer, relax on an optional cushioned cooler seat.



Optional stern deck provides convenient added storage. The molded swim platform with folding ladder makes getting in and out of the water a breeze.



Water-skiing, tubing, fishing, cruising, you name it, the 17' Dauntless does it all. And there's plenty of room for everyone and their gear. It's a boat that'll satisfy the whole family.

17' DAUNTLESS STANDARD FEATURES

Self-bailing cockpit • Built-in 39-gallon fuel tank • Deep-Vee hull • Stainless steel cleats, 2 bow, 2 stern • Heavy-duty rub rail • Bow and stern lifting eyes • Swim platform with ladder • Welded 316 stainless steel bow rail • Windshield with hinged center section • Welded 316 stainless steel transom safety rail • Red striping and graphics

CONSOLE: Sport style tilt steering wheel • Drink holders • Dry storage in both consoles • Electronics flat

SEATING: Helm and companion seats with cushions • Stern quarter seats with cushions and storage underneath • Bow seating with backrests and cushions

MECHANICAL: Navigation lights • Teleflex No-Feedback steering • Switch panel • Bilge pump in storage locker • Fire extinguisher

NOTABLE OPTIONS/ACCESSORIES

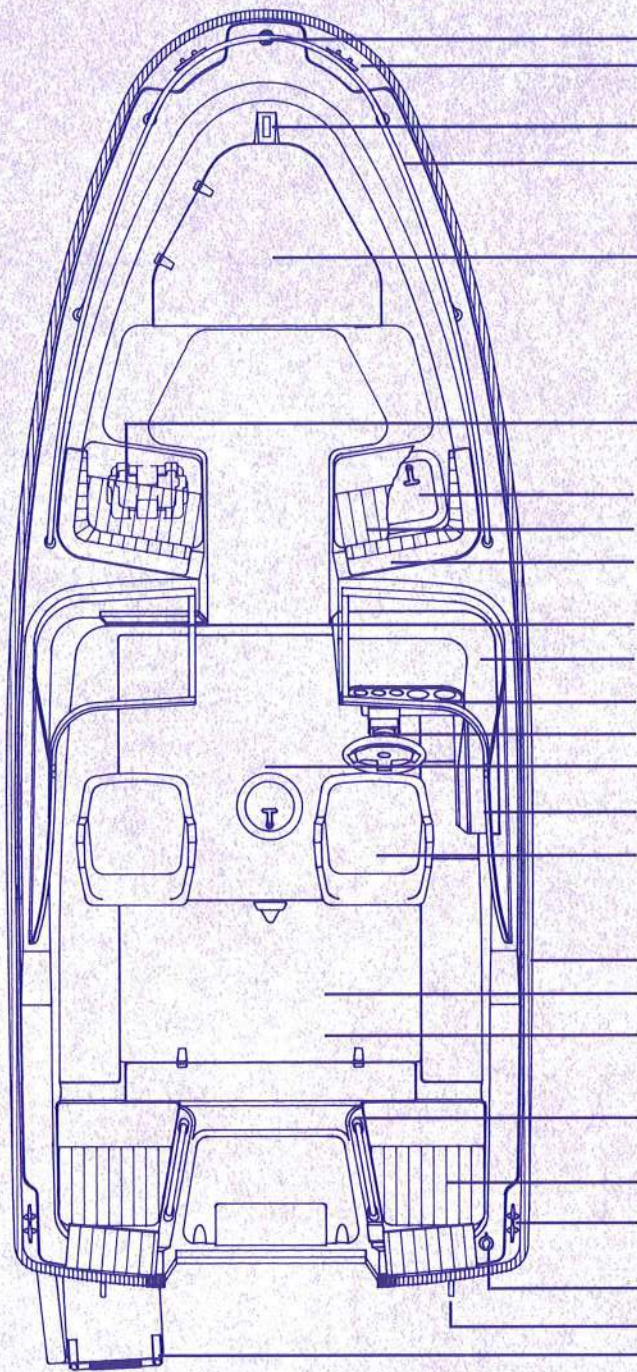

Teal striping and graphics • Ski pylon • Ski/rod rack • Cockpit table • Deck mat

SEATING: Bow cushion

CANVAS: Sun top with boot • Windshield/sun top connector • Weather curtain set • Forward cockpit cover • Walk-thru fill-in • Mooring cover




The spacious 17' Dauntless was built for family fun. There's enough room so that you won't get in each other's way. And tell them to bring along whatever gear they want, there's plenty of storage space.



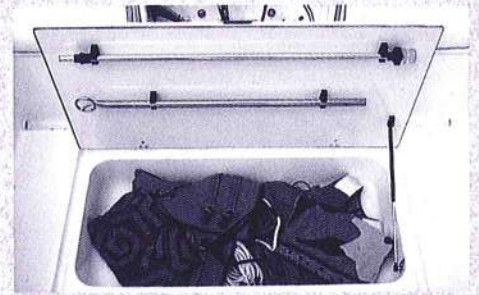
- Navigation light
- 6" Stainless steel bow cleats
- Bow eye/lifting eye
- Welded 316 stainless steel bow rail
- Bow anchor locker with through-hull drain and hasp
- Battery storage
- Dry storage
- Removable seat cushion
- Contoured backrest cushion
- Dry storage
- Tempered safety glass windshield
- Ergonomic helm station
- Sport style tilt steering
- 39-gallon fuel tank
- Armrest
- Adjustable helm seat with removable cushions
- Heavy-duty rub rail
- Storage locker
- Self-bailing cockpit
- Welded 316 stainless steel safety grab rail
- Rear quarter seat with removable cushions and storage underneath
- 6" stainless steel cleats
- Stern light
- Ski eyes/lifting eyes
- Molded swim platform with ladder



Come rain or shine, we've got you covered. Our optional canvas sun top and bow cover provide extra protection from the elements.



A sturdy table folds out to provide plenty of dining surface, then just as easily folds up for extra space when you're ready to go again.




The convenient storage locker in the stern offers plenty of room for gear and a special place for the stern running light and optional ski pylon.



Your heart is racing. Your pulse is pounding. You're grinning from ear to ear. You've either just completed a loop on a roller coaster, or banged a 360 at full throttle in a **Rage**. Since we introduced the first peppy, agile, exhilarating little jet boat, the Rage created a whole new boating category by giving more and more people a reason to go out and have a **blast** on the water. Even people who never set foot on a boat before. Now we've taken a great thing and added new styling and features. And you'll find them all in the Rage 14 and 15. Of course, they still have the unmistakable and unsinkable Whaler construction, safe **jet pump** engine and award-winning design that made the original Rage Boston Whaler's number one selling boat.





We took a great idea from the original Rage, and made it fly. The Rage 14' has more standard power to jet you anywhere you want to go. Besides its added punch, Rage 14' also boasts more storage, new features, higher freeboard and, of course, the legendary Whaler unsinkable hull.

RAGE 14' STANDARD FEATURES

CONSOLE: Center console with room for electronics • Inside pocket and storage • Padded steering wheel • Fire extinguisher

SEATING: Three person bench seat with backrest and storage underneath

DECK/COCKPIT: Self-bailing cockpit • Swim platform with stainless steel ladder • Custom ski eye • Stainless steel passenger grab rail • Welded 316 stainless steel bow/side rail • Bow eye/lifting eye • Stern eyes/lifting eyes • Aft deck motor cover with non-skid surface • Engine bulkhead with sound insulation • White hull with red striping and graphics • Heavy-duty rub rail • Forward anchor locker with through-hull drain and hasp

MECHANICAL: 115 HP OMC TurboJet engine with oil injection • Stainless steel impeller • Impeller clean-out access • Teleflex steering system • Battery box with hold-down strap • 85 amp battery • 18-gallon built-in fuel tank • Gauges: fuel, voltmeter, tachometer • OMC control

NOTABLE OPTIONS/ACCESSORIES


SEATING: Forward bow cushion • Cushioned cooler seat • Sculpted seating, teal with white and yellow accents

HULL: White with gray or teal graphics • Tender rub rail • Ski rack (holds 2)

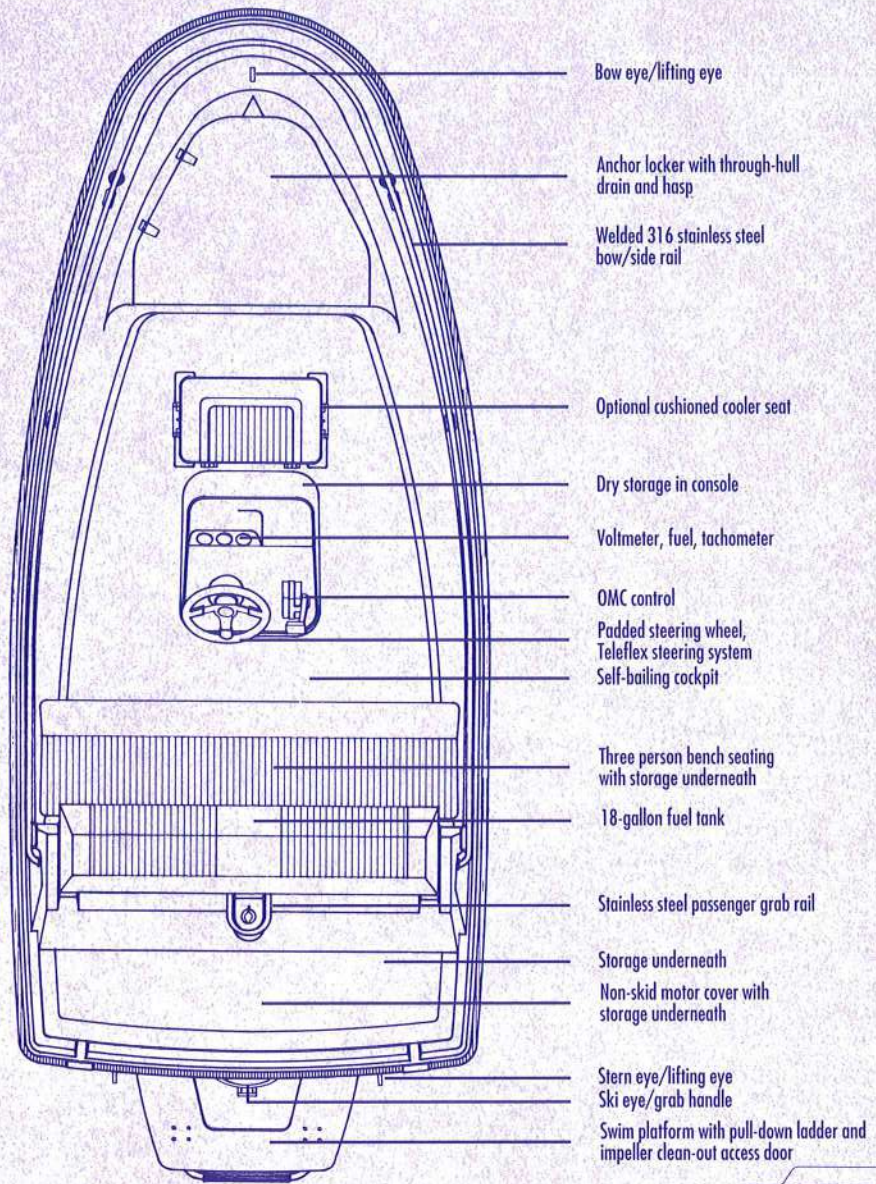

CONSOLE: Windshield

MECHANICAL: Navigation lights • Bilge pump

CANVAS: Sun top • Mooring cover



A canvas sun top folds down and out of your way. Optional aft ski storage rack provides secure storage for skis.



Bow eye/lifting eye

Anchor locker with through-hull drain and hasp

Welded 316 stainless steel bow/side rail

Optional cushioned cooler seat

Dry storage in console

Volumeter, fuel, tachometer

OMC control

Padded steering wheel, Teleflex steering system, Self-bailing cockpit

Three person bench seating with storage underneath

18-gallon fuel tank

Stainless steel passenger grab rail

Storage underneath

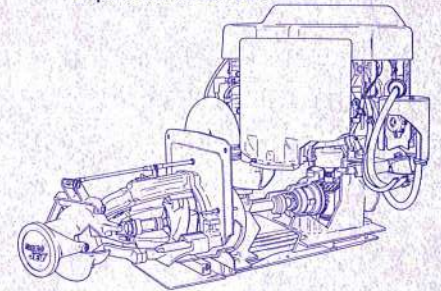
Non-skid motor cover with storage underneath

Stern eye/lifting eye, Ski eye/grab handle


Swim platform with pull-down ladder and impeller clean-out access door

115 Horsepower OMC TurboJet™

- **4-cylinder engine:** Increased torque provides enhanced performance
- **Oil-injected:** Cost-effective, easy fueling and your engine runs cleaner
- **Reverse thrust and steering:** Unlike other jet systems, ours steers more like a conventional power system
- **Stainless steel impeller:** More durable and longer lasting
- **Vibration isolation system:** A smoother, more quiet ride
- **Underwater exhaust:** Reduces engine noise but does not compromise reverse thrust
- **Impeller clean-out:** Accessible to remove debris



Rage makes a great, hard-working tender. It's spacious enough to fit the family and a week's provisions. Small enough to fit into tight spaces, since it takes up less space than an outboard.



A handy door in the swim platform allows you quick access to the impeller to remove debris from the pump.



This ergonomically designed console is just as functional as it is attractive. It features a padded steering wheel for 360° maneuverability, room for electronics and lots of storage.



If only there were more daylight hours to enjoy the Rage 15'. The largest in our Jet series, the beefier 15' has a deeper Vee hull, more space, higher freeboard and more standard features. All without sacrificing turn-carving, 360°-banging agility. We're talking major fun here. The Rage 15'. The best reason yet for daylight savings.

RAGE 15' STANDARD FEATURES

CONSOLE: Center console, with room for electronics • Inside pocket and storage • Padded steering wheel • Fire extinguisher

SEATING: Helm seat with backrest, white, sculpted

DECK/COCKPIT: Self-bailing cockpit • Swim platform with stainless steel ladder • Custom ski eye • Stainless steel passenger grab rail • Welded 316 stainless steel bow/side rail • Bow eye/lifting eye • Stern eyes/lifting eyes • Aft deck motor cover with non-skid surface • Engine bulkhead with sound insulation • White hull with red striping and graphics • Heavy-duty rub rail • Four 6" stainless steel cleats • Forward anchor locker with through-hull drain and hasp • Scuppers forward of helm seat

MECHANICAL: 115 HP OMC TurboJet engine with oil injection • Stainless steel impeller • Impeller clean-out access • Teleflex steering system • Battery box with hold-down strap • 85 amp battery • 23-gallon fuel tank • Gauges: fuel, voltmeter, tachometer • Navigation lights • Bilge pump • OMC control

NOTABLE OPTIONS/ACCESSORIES

SEATING: Forward cushion • Cushioned cooler seat • Sculpted seating, white, teal and yellow accents

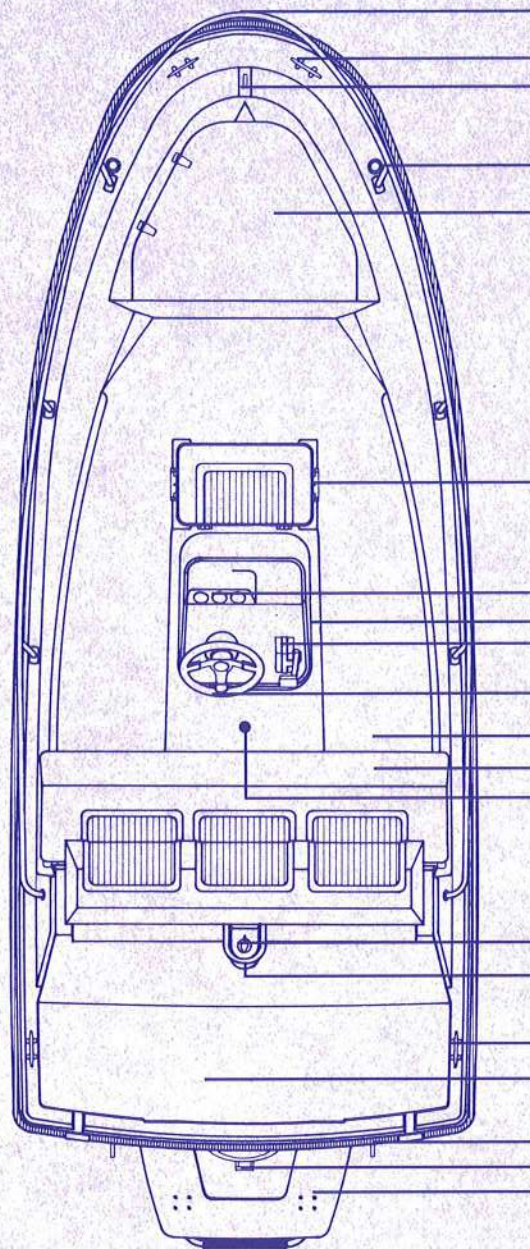

HULL: White with teal or gray graphics • Tender rub rail • Ski rack (holds 3)

CONSOLE: Windshield

CANVAS: Sun top • Mooring cover



What's more fun, driving the Rage 15' or skiing behind it? With its powerful 115 HP TurboJet engine it's a toss-up. With its big, 23-gallon fuel tank, the fun lasts all day.



Welded 316 stainless steel
bow/side rail

6" stainless steel bow cleats

Bow eye/lifting eye

Navigation lights

Anchor locker with through-hull
drain and hasp

Optional cushioned cooler seat

Voltmeter, fuel, tachometer

Dry storage in console

OMC control

Padded steering wheel, Teleflex
steering system

Self-bailing cockpit

Sculpted white seating with storage underneath

23-gallon fuel tank

Stern light

Stainless steel passenger
grab rail

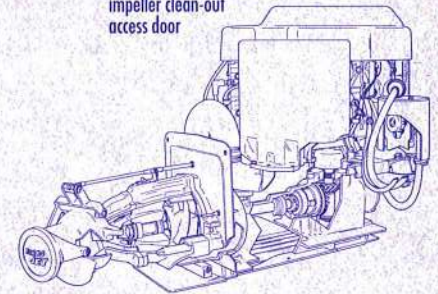
6" stainless steel stern cleats

Non-skid motor cover with
storage underneath

Stern eye/lifting eye

Ski eye/grab handle

Swim platform with pull-down ladder and
impeller clean-out
access door



115 Horsepower OMC TurboJet™

- **4-cylinder engine:** Increased torque provides enhanced performance
- **Oil-injected:** Cost-effective, easy fueling and your engine runs cleaner
- **Reverse thrust and steering:** Unlike other jet systems, ours steers more like a conventional power system
- **Stainless steel impeller:** More durable and longer lasting
- **Vibration isolation system:** A smoother, more quiet ride
- **Underwater exhaust:** Reduces engine noise but does not compromise reverse thrust
- **Impeller clean-out:** Accessible to remove debris



Thanks to its shallow draft, with a Rage you can always get to the fun, no matter where it is. Back bays, shallow rivers or flats are no obstacles for the Rage.

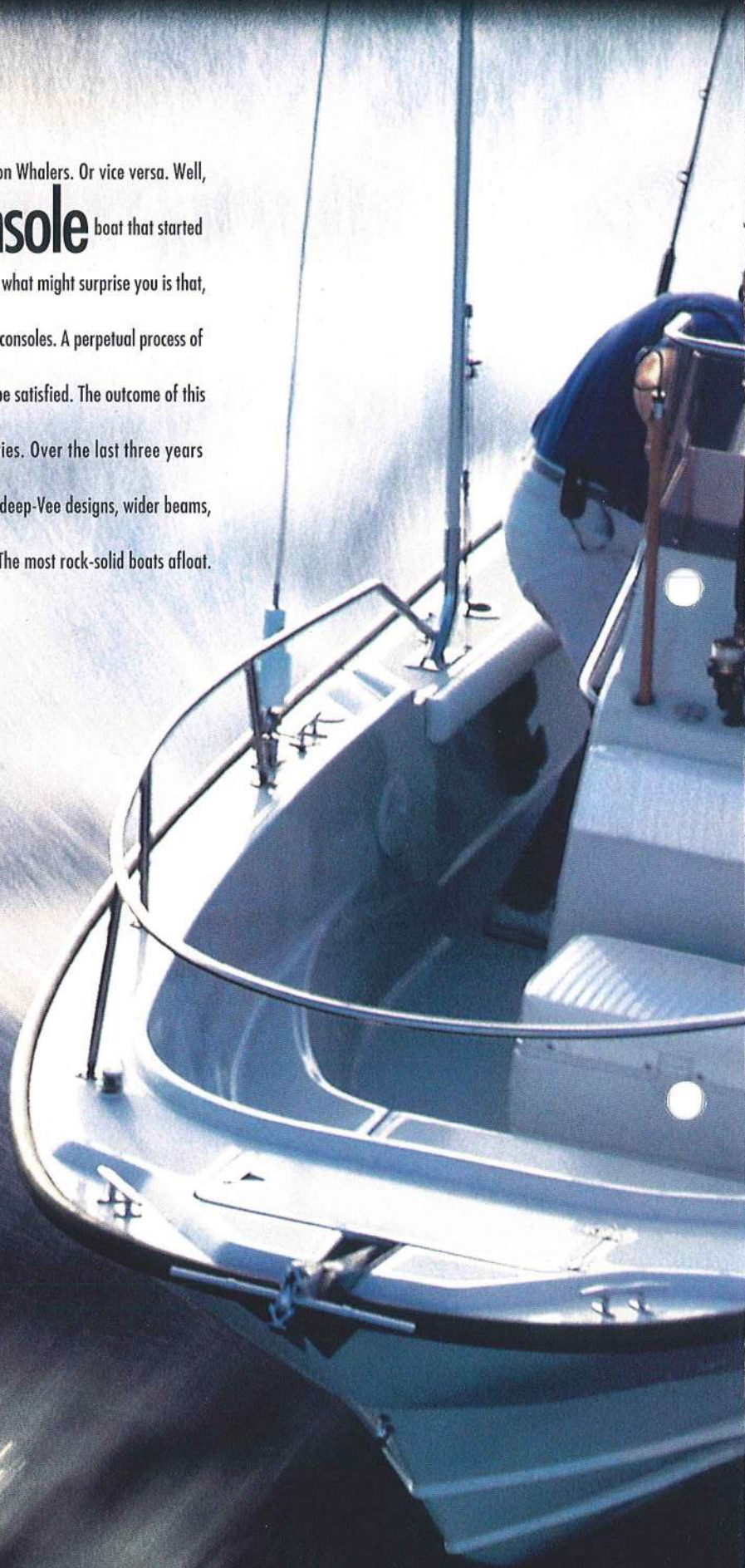



The aft deck binges up to reveal an abundance of storage space on both sides of Rage's 115 HP TurboJet. These insulated engine bulkheads also reduce noise and vibration.




Movement is easy and unrestricted in the bow of the Rage 15. The optional bow cushion provides a comfortable lounging area. Add even more seating with the optional cushioned cooler seat.

It's nearly impossible to think about center consoles without thinking of Boston Whalers. Or vice versa. Well, considering that we created the first production **center console** boat that started the whole revolution over thirty years ago, we don't find that too surprising. But what might surprise you is that, after all these years, we're still **setting the standard** in center consoles. A perpetual process of evolving, improving, even nit-picking our boats until we're satisfied that you'll be satisfied. The outcome of this obsession can be seen in our **offshore** thriving Outrage series. Over the last three years we've redesigned the entire line including **brand new hulls** with deep-Vee designs, wider beams, higher freeboard and innovative new features. Boston Whaler center consoles. The most rock-solid boats afloat.







The Montauk is a boat that needs no introduction. After all, this is the 17 footer that started the whole center console revolution. And like all Boston Whalers, it's stable, able, and ready when you are.

MONTAUK STANDARD FEATURES

CONSOLE: Black lexan access doors • Stainless steel steering wheel • Plexiglas windscreen • Stainless steel grab rail • Dash panels • Fire extinguisher pocket, recessed • Wiring panel with switches and circuit protection

SEATING: Reversible pilot seat with cushioned fiberglass back

FISHING: 2 vertical rod holders in reversible pilot seat-back

DECK/COCKPIT: Bow locker with through-hull drain and non-skid fiberglass cover • Bow norman pin • Ski eyes with lifting eyes (pair) • Welded 316 stainless steel bow rail • Welded 316 stainless steel side rail • Heavy-duty rub rail • Bow chock • Red striping and graphics

MECHANICAL: Teleflex No-Feedback cable steering • Navigation lights • Battery box with hold-down strap in console

NOTABLE OPTIONS/ACCESSORIES

Swim platform • Automatic bilge pump • Teak package with teak console doors, teak console trim and reversible pilot seat with teak seat-back

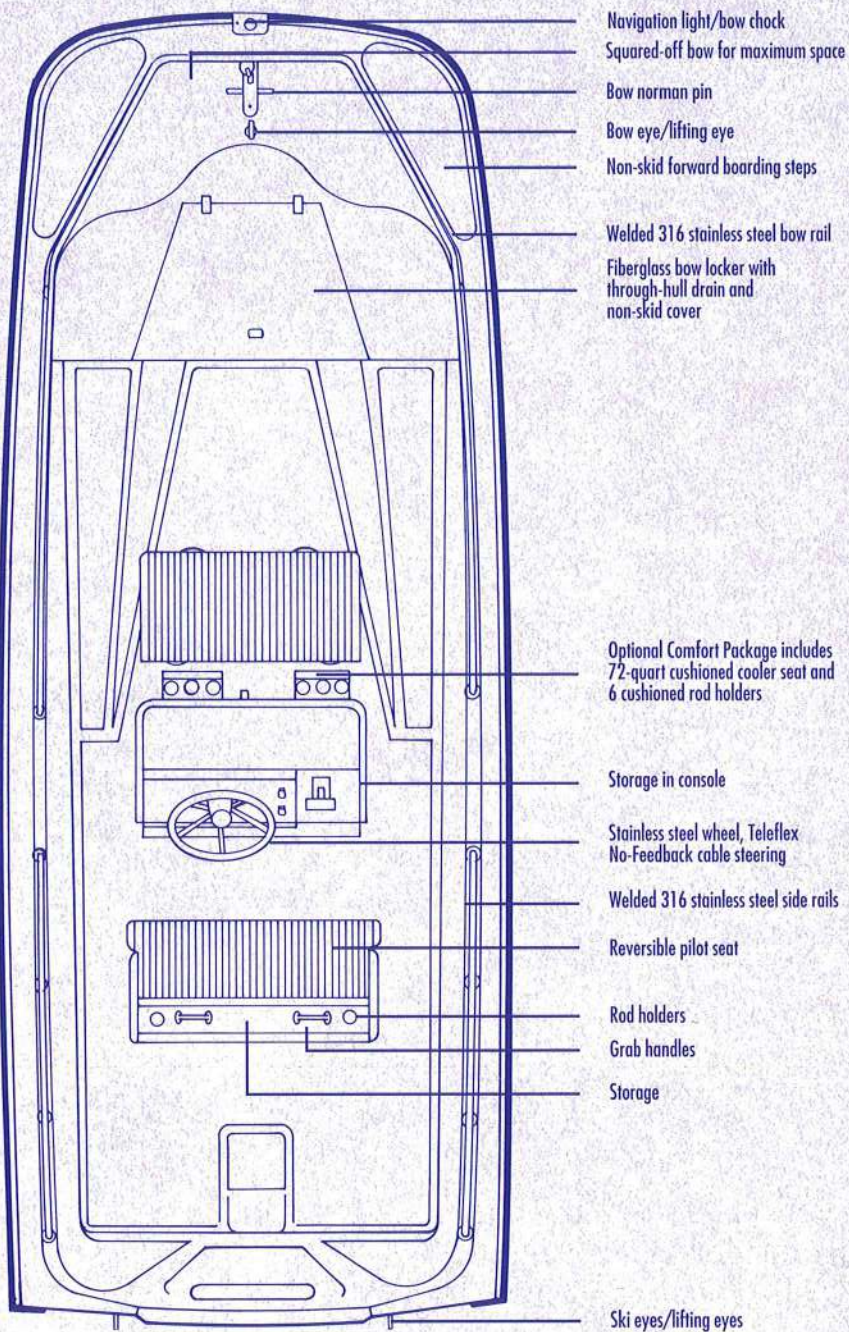

Comfort Package – 72-quart cushioned cooler seat, 6 cushioned console rod holders

SEATING: 72-quart cushioned cooler seat • Removable stern seat • Bow cushion

CANVAS: Sun top with boot • Mooring cover • Console cover • Reversible pilot seat cover • Stern seat cover



This is the classic hull that made Whaler famous. No wonder, it's rugged, stable and, of course, absolutely unsinkable.



The Montauk is a classic study in center console design. Its console offers space for top-mount electronics and storage underneath is easily accessible by front and side doors. And its convenient reversible pilot seat offers rod holders, grab handles and storage in back.



The Montauk's interior, shown with optional teak package, is just as attractive as it is functional. With rounded corner styling and pinstriped accents, this optional full-width, cushioned stern seat is not only comfortable, but also easily removable for versatility.



To make your Montauk even more exciting, we've put together this option package. Six console-mounted rod holders to hold all your gear and a 72-quart cushioned cooler seat to keep your favorite beverages.



The Outrage 17' may be the smallest of our Outrage series, but it gives up nothing in rugged performance, storage and no-holds-barred fun. Like its bigger brothers, the 17' features a deep-Vee hull for a smooth, soft ride plus a built-in fuel tank and a reversible pilot seat.

OUTRAGE 17' STANDARD FEATURES

CONSOLE: Lockable electronics box • Interior storage with large, lockable access door • Windshield • Stainless steel steering wheel • Welded 316 stainless steel hand grab rail • Dash panels • Wiring panel with switches and circuit protection

SEATING: Reversible pilot seat with cushioned fiberglass back, 2 rod holders and storage area • 72-quart cushioned cooler seat forward of console • 2 quarter seats with storage bins for oil tank and battery

FISHING: 2 gunwale-mounted rod holders • 6 rod holders forward of console • 2 rod holders in reversible pilot seat back • Rod storage under gunwale

DECK/COCKPIT: Self-bailing cockpit • 34-gallon built-in aluminum fuel tank • Bow locker with fiberglass cover • Storage bin with cover forward of engine well (convertible to live baitwell) • Welded 316 stainless steel bow rail •


8" stainless steel bow/stern cleats • Bow and stern lifting eyes • Heavy-duty rub rail • Red graphics and striping
MECHANICAL: Navigation lights • Teleflex No-Feedback cable steering • Battery box • Recessed fire extinguisher

NOTABLE OPTIONS/ACCESSORIES

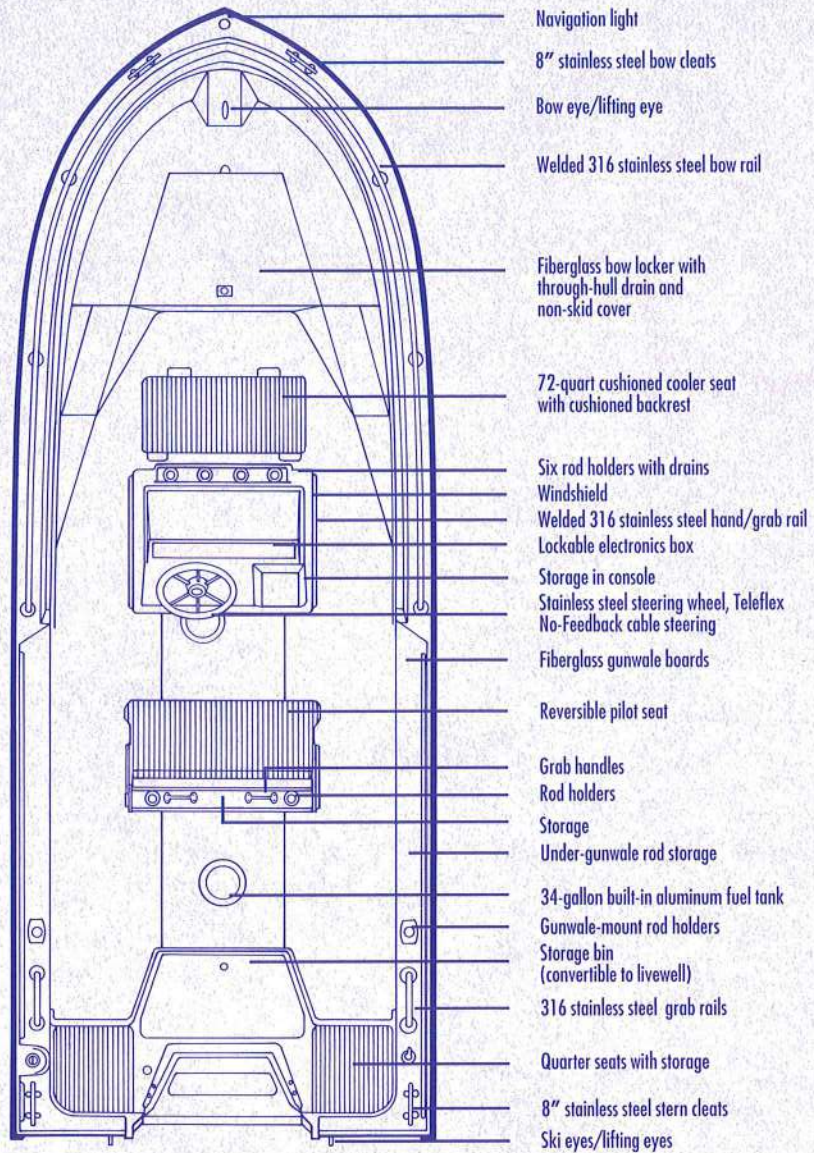
Compass • Swim platform • Bilge pump

FISHING: Live baitwell with raw water circulating kit
Fishing Package – Tackle box insert for console and 2 additional gunwale-mount rod holders

CANVAS: Sun top • Console cover • Reversible pilot seat cover





After running around all day fighting fish, place your rod of choice in one of these holders and take a breather on this fully insulated 72-quart cushioned cooler seat.





The two-cushioned stern quarter seats not only give you a place to relax, but also a place to store your gear. There's also a large built-in storage compartment across the transom.

In the Outrage 17', you're surrounded by excellence. In front of you, the console boasts room to mount electronics, access to a large storage area through a lockable door, a windshield, and a sturdy grab rail. Behind you, there's a cushioned reversible pilot seat with grab handles, built-in rod holders and convenient storage in the back.



If you prefer, the transom storage compartment can also be plumbed as a livewell.





Whoever said you can't be all things to all people, probably never rode in the Outrage 19'. It offers virtually everything serious fishermen could need. And everything serious fishermen could want when they're not being so serious. Like tooling around with family and friends.

OUTRAGE 19' STANDARD FEATURES

CONSOLE: Electronics box with lockable tambour door • Storage access door • Windshield • Stainless steel steering wheel • Welded 316 stainless steel hand/grab rail • Switch panel with circuit breakers • Top half of console hinges forward for access to harnesses, cables and battery • Battery tray

SEATING: 2 swivel seats • Storage bin under swivel seats • 2 quarter seats with insulated storage bins and cushions • Seat/storage unit forward of console with removable bin

FISHING: 2 gunwale-mount rod holders • Full-length rod storage under gunwale • 4 rod holders forward of console

DECK/COCKPIT: Self-bailing cockpit • Welded 316 stainless steel bow rail • 2 aft grab rails • 8" bow, stern and spring line stainless steel cleats • Heavy-duty rub rail • Bow eye/lifting eye • 2 large bow lockers with overboard drains • Anchor roller • Red striping and graphics

MECHANICAL: 81-gallon aluminum fuel tank • Navigation lights • Battery box • Fire extinguisher • Teleflex No-

Feedback cable steering • Bilge pump in console sump

NOTABLE OPTIONS/ACCESSORIES

Soft-sided cooler for forward seat • Commercial-duty rub rail • Blue or teal striping/graphics • Teak gunwale boards • Hydraulic steering • Ritchie Voyager compass • Swim platform

Comfort Package - Swim platform, soft-sided cooler, bow cushion

SEATING: Padded leaning post with large storage bin, cutting board, 2 rod holders • Bow cushion • Backrest for leaning post

FISHING: 2 additional flush gunwale-mount rod holders

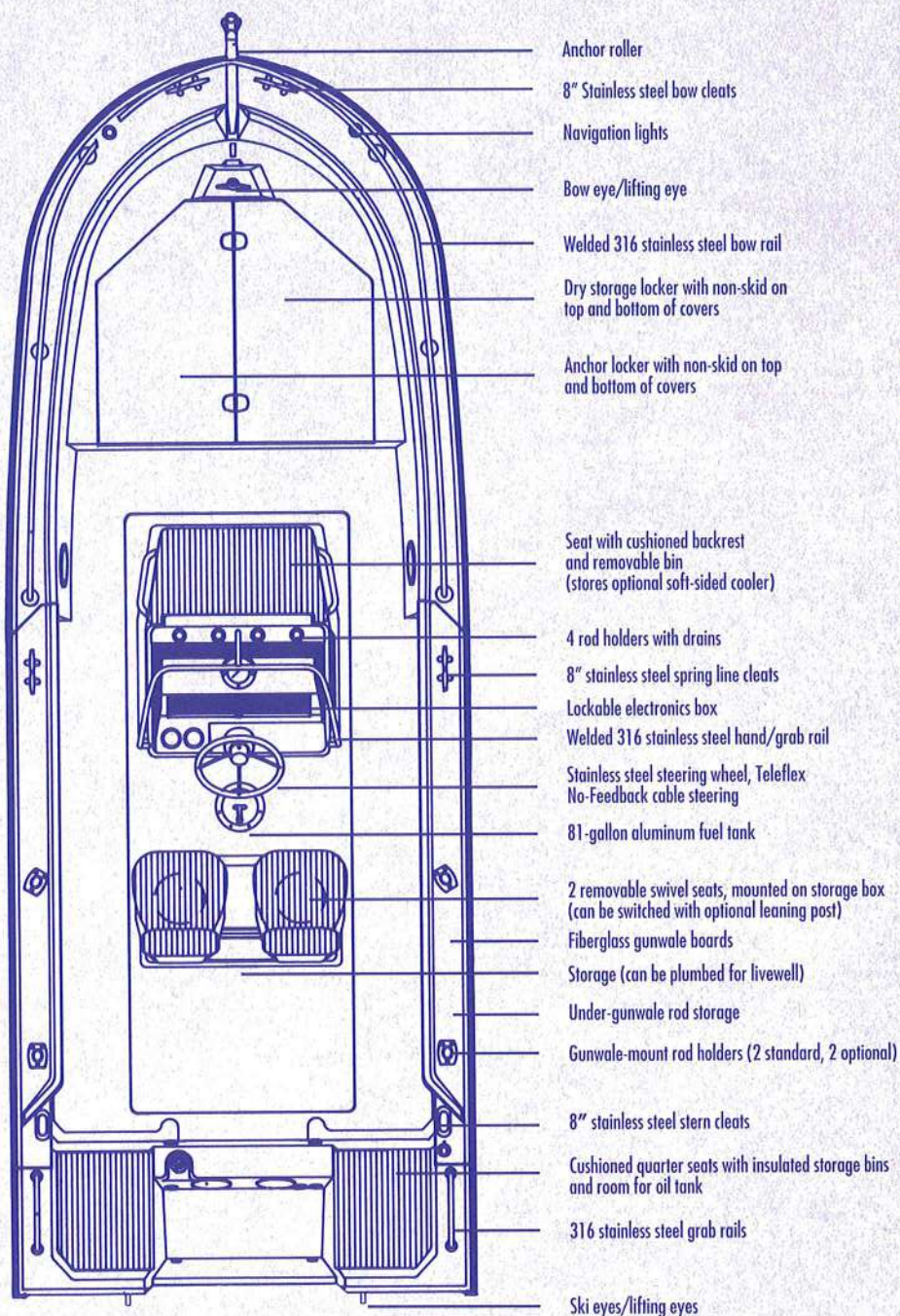

Fishing Package #1 - Saltwater washdown/livewell fill, compass, 2 additional gunwale-mount rod holders

Fishing Package #2 - Leaning post, saltwater washdown/livewell fill, compass, 2 additional gunwale-mount rod holders

CANVAS: Sun top • Mooring cover • Console/pedestal seat cover • Console/leaning post cover



The console has a large lockable electronics box, a windshield, and is hinged to easily tilt forward. This not only gives you quick access to the battery and electrical systems, but also allows you to fit the 19' in your garage.



- Anchor roller
- 8" Stainless steel bow cleats
- Navigation lights
- Bow eye/lifting eye
- Welded 316 stainless steel bow rail
- Dry storage locker with non-skid on top and bottom of covers
- Anchor locker with non-skid on top and bottom of covers
- Seat with cushioned backrest and removable bin (stores optional soft-sided cooler)
- 4 rod holders with drains
- 8" stainless steel spring line cleats
- Lockable electronics box
- Welded 316 stainless steel hand/grab rail
- Stainless steel steering wheel, Teleflex No-Feedback cable steering
- 81-gallon aluminum fuel tank
- 2 removable swivel seats, mounted on storage box (can be switched with optional leaning post)
- Fiberglass gunwale boards
- Storage (can be plumbed for livewell)
- Under-gunwale rod storage
- Gunwale-mount rod holders (2 standard, 2 optional)
- 8" stainless steel stern cleats
- Cushioned quarter seats with insulated storage bins and room for oil tank
- 316 stainless steel grab rails
- Ski eyes/lifting eyes



This state-of-the-art optional leaning post has everything to put fishermen in a state of bliss. Rod holders. Cutting board. Storage bin. A well-placed grab rail. Optional built-in livewell. If all this is too much for you, take a seat in one of the stern quarter seats.



The forward seat on the Outrage 19' offers more than comfort. There's a place to put four rods, along with storage space under the seat with a removable bin that also holds an optional soft-sided cooler.



These two large bow storage compartments are impressive. They each offer plenty of room to store gear, anchor or your daily catch. What's more, they fold all the way over and are finished inside and out with a non-skid surface to allow you to walk safely over the open hatch.



While the rugged Outrage 21' has everything it takes to battle fish and slug it out with the best of offshore fishing boats, it's also ideal for a little rest and relaxation. It features plenty of room for the whole family and can be fitted with optional amenities including a sun top, swim platform, large bow cushion and comfortable stern seat.

OUTRAGE 21' STANDARD FEATURES

CONSOLE: Large electronics box with removable door • Flush-mount electronics face • Compass flat • Gauge panel • Windshield • Stainless steel tilt steering wheel • Chart/electronics flat with hinged removable see-through cover • 2 folding drink holders • Welded 316 stainless steel grab rail • 2 large storage access doors • Switch panel with circuit breakers

SEATING: 2 pedestal seats with footrests • 72-quart cushioned cooler seat mounted forward of console

FISHING: 2 large, guttered fish boxes with through-hull drain, drain to sump or optional pumpout • 4 vertical rod holders forward of console with drains • 2 gunwale-mount rod holders • 4 under-gunwale rod racks

DECK/COCKPIT: Self-bailing cockpit • Large anchor locker with hinged hatch cover • Bow storage locker • Welded 316 stainless steel bow rail • Heavy-duty rub rail • Notched transom for single engine with 25" shaft • 8" stainless steel cleat in anchor locker • Stainless steel bow chafe plate • 8" bow, spring line, and stern stainless steel cleats • Bow eye/bow lifting eye • Red striping and graphics • Fiberglass transom gate

MECHANICAL: 122-gallon aluminum fuel tank • Teleflex No-Feedback cable steering • Navigation lights • 2 battery

boxes • Battery switch • Raw water washdown pump with motorwell outlet • Fuel filter • High capacity bilge pump in aft sump • Courtesy lights

NOTABLE OPTIONS/ACCESSORIES

SEATING: Full-width removable stern seat • Backrest for leaning posts

Comfort Package – Full-width stern seat, bow platform cushion, swim platform

Leaning Post – Pedestal-mounted with large hinged top access storage box, 2 rod holders, welded 316 stainless steel grab rail, bait prep area with cutting board and rigging storage bin under cutting board

Super Leaning Post – 30-gallon livewell with raw water fill, bait prep area with hinged cutting board and leader holder, welded 316 stainless steel grab rail, 2 rod holders, 2 side storage bins, hinged top for access to additional storage (also available without livewell)

FISHING: Fish box pumpout • Forward and/or aft coaming bolsters • 2 additional gunwale-mount rod holders


Fishing Package #1 – Fish box pumpout, aft coaming pads, console tackle drawer, compass

Fishing Package #2 – Super leaning post with livewell, fish box pumpout, aft coaming pads, console tackle drawer, compass


DECK/COCKPIT: Forward lounge filler with cushion • Bow platform cushion • Swim platform • 15-gallon freshwater shower • Anchor roller • Commercial-duty rub rail • Teak trim package • 30" transom • Blue or teal striping

MECHANICAL: Hydraulic steering • Hydraulic trim tabs • Ritchie compass • Dual engine-ready: second battery switch and fuel filter

CANVAS: Sun top with boot • Mooring cover • Console cover • Pedestal seat cover • Stern seat cover • Leaning post cover



Optional padded backrest offers plenty of support, and makes the Outrage 21' even more versatile for family outings.



Bow chafe plate or optional anchor roller
8" stainless steel bow cleats
Bow lifting eye (in locker)
Large anchor locker (carries up to 300' of line & chain)

Bow storage locker, guttered through-hull drain, hasp

Welded 316 stainless steel bow rail

72-quart cushioned cooler seat

Optional freshwater shower

4 rod holders with drains

Welded 316 stainless steel grab rail

Optional compass

8" stainless steel spring line cleats

Lockable electronics box with removable door

Cockpit courtesy lights

Chart holder with removable see-through cover

Stainless steel tilt wheel, Teleflex No-Feedback steering

Pedestal seat with footrests

6" fish boxes, guttered with through-hull drain

Under-gunwale rod racks

122-gallon aluminum fuel tank

Gunwale-mount rod holders (2 standard, 2 optional)

Optional coaming bolsters

Fiberglass transom gate

8" stainless steel stern cleats

Raw water washdown

Ski eyes/lifting eyes


Everything is exactly where you need it to be in the 21's console. There's a lockable storage compartment for electronics, chart holder, room for flush-mounting electronics and a handy grab rail.



Serious fishermen will love the work space this optional super leaning post offers. A place to bang lures or store knives. Rod holders. A large cutting board that flips up to reveal an optional built-in 30-gallon livewell with waterfill. Side storage bins. And a handy grab rail.



One of the new generation of Whaler center consoles, the Outrage 21' boasts a beamy 8'6" deep-Vee hull that effortlessly slices through even the stiffest chop.



Just add the optional, removable, full-width stern seat and the Outrage 21' easily transforms from a mean fishing machine to a fun family boat.



Agile and rugged, the Outrage 24' delivers all the exhilarating performance you'd expect of a spacious center console bearing the Boston Whaler name. With its smart, ergonomic fishing features and deep-Vee hull, the 24' yearns to be taken offshore where you can test its true character. There's a new breed of center console lurking about. And it's called the Outrage 24'.

OUTRAGE 24' STANDARD FEATURES

CONSOLE: Large electronics box with removable door • Flush-mount electronics face • Compass flat • Gauge panel • Windshield • Stainless steel tilt steering wheel • Chart/electronics flat with hinged, removable, see-through cover • 2 folding drink holders • Welded 316 stainless steel hand/grab rail • 2 large storage access doors • Switch panel with circuit breakers • Enclosed head compartment with portable toilet • Footrest with storage underneath

SEATING: 2 pedestal seats • 72-quart cushioned cooler seat mounted forward of console

FISHING: 2 large, guttered fish boxes with through-hull drain, drain to sump or optional pumpout • 4 rod holders forward of console with drains • 2 gunwale-mount rod holders • 8 under-gunwale rod racks

DECK/COCKPIT: Self-bailing cockpit • Large anchor locker with hinged hatch cover • 2 large bow storage lockers - guttered, through-hull drain, hasp • Welded 316 stainless steel bow rail • Heavy-duty rub rail • 30" transom • Fiberglass transom gate • 8" stainless steel cleat in anchor locker • Stainless steel bow chafe plate • 8" bow, spring line, and stern stainless steel cleats • Bow eye, bow lifting eye • Red striping and graphics

MECHANICAL: 195-gallon aluminum fuel tank •

Hydraulic steering • Recessed hydraulic trim tabs • Navigation lights • 2 battery boxes • Battery switch • Raw water washdown pump with motorwell outlet • Fuel filter • Bilge pumps • Courtesy lights

NOTABLE OPTIONS/ACCESSORIES

SEATING: Full-width removable stern seat • Backrest for leaning posts

Comfort Package – Full-width stern seat, bow platform cushion, swim platform

Leaning Post – Pedestal-mounted with large hinged top access storage box, 2 rod holders, welded 316 stainless steel grab rail, bait prep area with cutting board and rigging storage bin underneath

Super Leaning Post – 30-gallon livewell with raw water fill, bait prep area with hinged cutting board and leader holder, welded 316 stainless steel grab rail, 2 rod holders, 2 side storage bins, hinged top for access to additional storage (also available without livewell)

FISHING: Fish box pumpout • Forward and/or aft coaming bolsters • 2 additional gunwale-mount rod holders

Fishing Package #1 – Fish box pumpout, aft coaming pads, console tackle drawer, compass

Fishing Package #2 – Super leaning post with livewell, fish box pumpout, aft coaming pads, console tackle drawer, compass


DECK/COCKPIT: Bow platform cushion • Swim platform • 15-gallon freshwater shower • Anchor roller • Commercial-duty rub rail • Teak trim package • Blue or teal striping

MECHANICAL: Ritchie compass • Dual engine-ready: second battery switch and fuel filter


CANVAS: Sun top with boot • Console cover • Pedestal seat cover • Stern seat cover • Leaning post cover



The Outrage 24' has a beamy hull but at 8'6", it's still trailerable.



The 24' features built-in rod holders on the console and a 72-quart cushioned cooler seat, plus sturdy stainless steel grab rails.



Bow chafe plate or optional anchor roller

Large anchor locker (carries up to 300' of line and chain)
Bow lifting eye (in locker)
8" stainless steel bow cleats

Double bow storage lockers, guttered through-hull drain, hasp

Welded 316 stainless steel bow rail

72-quart cushioned cooler seat
Optional freshwater shower
4 rod holders with drains
8" stainless steel spring line cleats
Optional compass
Cockpit courtesy lights
Lockable, electronics box with removable door
Welded 316 stainless steel hand/grab rail
Chart holder with removable see-through cover
Tilt wheel, hydraulic steering
Storage under footrest

Pedestal seats

Under-gunwale rod racks (8 rods)

195-gallon aluminum fuel tank


6' fish boxes, guttered with through-hull drain

8" stainless steel stern cleats
Fiberglass transom gate
Rod holders
Raw water washdown


Recessed hydraulic trim tabs
Stern eyes/lifting eyes



The Outrage 24' is equipped with a fold-down and removable transom gate.



This large, ergonomically designed console puts everything within reach; a spacious electronics compartment with removable door, tilt wheel, lockable storage bin, and a covered chart space.



Two UV-resistant doors on the console provide easy access to an interior that features a head and loads of storage space for your gear.



When fishing turns from a mere passion to a blissful obsession, turn to the Offshore 27'. It has the brawn of a larger boat. The maneuverability of a smaller boat. Plus an arsenal of features to make fighting fish a dream. Unless, of course, you're a fish.

OFFSHORE 27' STANDARD FEATURES

HELM/CONSOLE: Helm with large surface and hinged access • Chart surface on sliding companionway hatch • 2 "catch-all" bins forward of drink holders

SEATING: Bow seat with cushion • Prep center/seat unit with cushioned helm/companion seats, footrests • Foldable Pullman-style aft facing seat

FISHING: 2 fish boxes with icing grates and overboard pumpout • Fold-down splashwell door with 8 built-in rocket launchers • 4 flush-mount rod holders • Under gunwale lockable rod storage • 4 cabin rod racks • 18-gallon livewell with raw water fill and aerator underneath companion seat • Tackle storage shelves with 3 tackle boxes

CABIN: Removable companionway door • Y-berth with storage bins • Electric marine head with holding tank and macerator discharge pump • Hanging locker • Interior lighting • Fire extinguisher • Forward shelf • Solar cabin vent • Opening side ports with screens • Forward and aft storage bins • Non-skid rubber cabin sole cover

DECK/COCKPIT: Bow pulpit with anchor roller • Anchor locker with hatch • Black anodized aluminum hawse

pipes • Stainless steel bow, stern and spring line cleats • 1½" diameter aluminum bow rail • Cockpit coaming pads • Heavy-duty rub rail • Forward storage bins with lockable doors • Cockpit courtesy lights • Cockpit spreader lights • Aft fighting chair deck reinforcement plate • Quarter storage bins with covers and lights • Windshield with vent windows • Aft sump access hatch in motorwell • Integral vertical helm and companion handrails • Cockpit step lights • Two sinks with cutting boards and fillet knife slots • Faucet with shower head (dispenses fresh and saltwater) • Storage compartment with access door • Red striping and graphics


HARDTOP: Aluminum legs • 3 wraparound overhead electronics mounting surfaces • Aft overhead chart storage area • Lighting control panel with red and white lights • Forward overhead storage compartment • Mounting pad for radar and navigational antennas • Molded-in non-skid for optional top station

MECHANICAL: 243-gallon aluminum fuel tank • Navigation lights • 2 battery boxes • Battery switch • 30-gallon freshwater tank and pressure pump • 2 fuel filters • Hydraulic steering • Compass • 3 windshield wipers

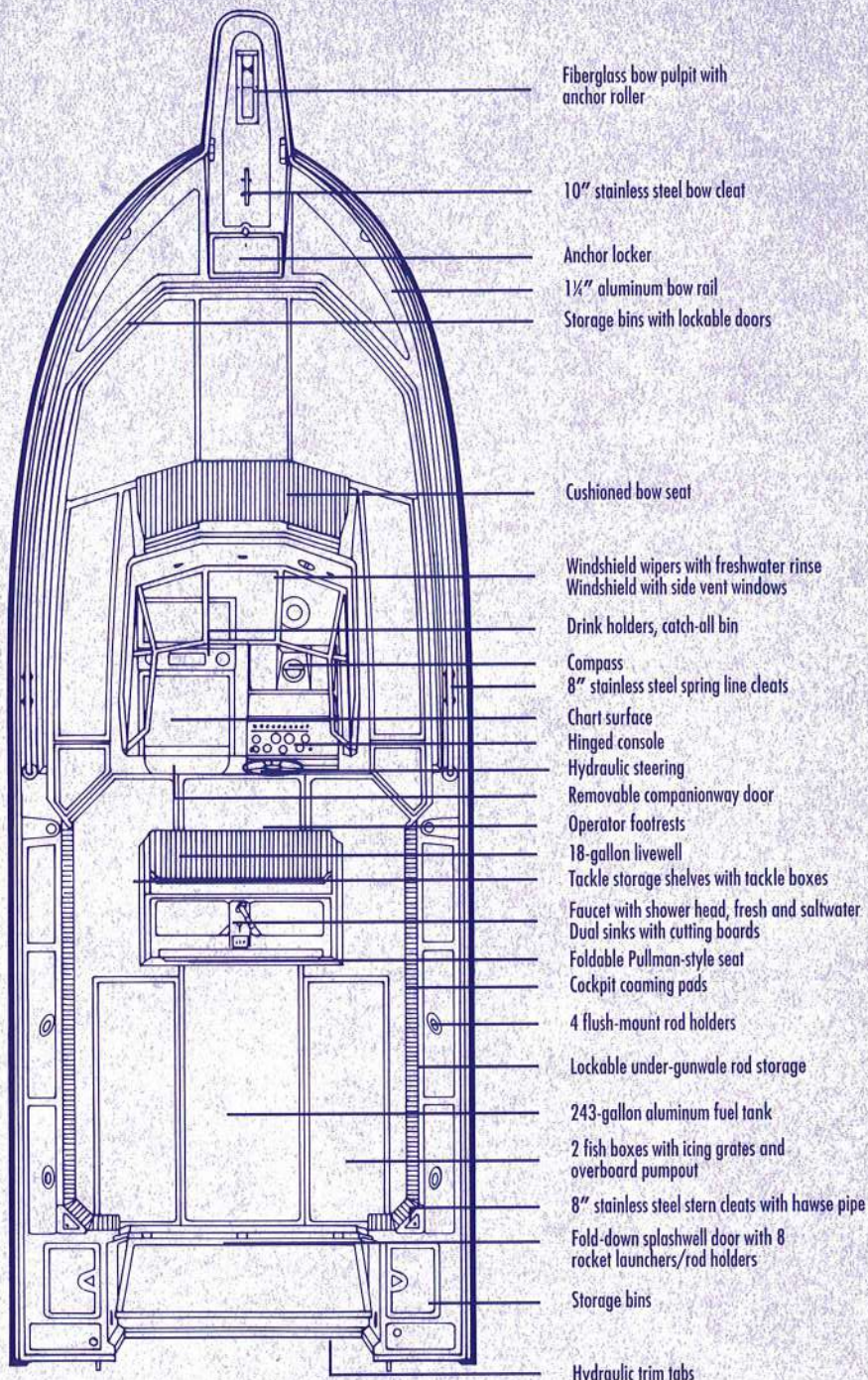

with freshwater rinse • Hydraulic trim tabs • 2 bilge pumps • Console switch panel • Saltwater washdown pump

NOTABLE OPTIONS/ACCESSORIES

Upper station including control station, steering, rails, padded belly band, and storage box • Extra 74-gallon fuel capacity • Anchor windlass • Weather curtain set • 2-tone package (gray deck and gunwale non-skid)



The cushioned seat in front of the helm is just as spacious as it is comfortable.



Fiberglass bow pulpit with anchor roller

10" stainless steel bow cleat

Anchor locker

1 1/2" aluminum bow rail

Storage bins with lockable doors

Cushioned bow seat

Windshield wipers with freshwater rinse
Windshield with side vent windows

Drink holders, catch-all bin

Compass

8" stainless steel spring line cleats

Chart surface

Hinged console

Hydraulic steering

Removable companionway door

Operator footrests

18-gallon livewell

Tackle storage shelves with tackle boxes

Faucet with shower head, fresh and saltwater

Dual sinks with cutting boards

Foldable Pullman-style seat

Cockpit coaming pads

4 flush-mount rod holders

Lockable under-gunwale rod storage

243-gallon aluminum fuel tank

2 fish boxes with icing grates and overboard pumpout

8" stainless steel stern cleats with hawse pipe

Fold-down splashwell door with 8 rocket launchers/rod holders


Storage bins

Hydraulic trim tabs


The Offshore 27' offers lots of features to lure fishermen. Including this 18-gallon livewell with raw water fill and aerator.



The cuddy cabin sleeps 2-3, has a marine head, rod racks and offers plenty of space for storing gear or equipment in a banging locker and storage bins.



This dream console is not so much a console as it is a command station. The hardtop provides extra weather protection and copious space for electronics. At the helm there's a large surface for flush-mount electronics and a covered space for charts.



This prep station features two sinks with cutting boards, knife slots, fresh and saltwater shower head, 30-gallon freshwater tank, tackle box storage and more storage below. We're assuming you'll be too busy to rest on the fold-down seat.

At Boston Whaler, we're honored to be recognized year after year as the industry leader for outstanding innovations in product development and safety programs. If you'd like a first-hand look at our boats and a unique manufacturing process that delivers high quality products, come visit our factory in Edgewater, FL. This state-of-the-art facility is where we build each legend, one at a time. To find out about our weekly factory tours, call (904) 428-0057.

	LOA. (1)	Beam	Draft (2)	Boat weight (lbs.) Standard model	Max. wt. capacity (lbs.) (persons, motor & gear) (3)	Swamped capacity (lbs.) (4)	Persons capacity	Max. H.P.	Min. H.P. (5)	Recommended engine shaft length	Standard fuel capacity (gal.)	
SPORT SERIES												
11 Tender	11'4" 3.45m	5'0" 1.55m	6" 0.15m	210 95kg	560 255kg	750 340kg	3	10 7.50kw	—	15" 0.38m	—	
11 Super Sport	11'4" 3.45m	5'0" 1.55m	6" 0.15m	250 115kg	560 255kg	750 340kg	3	20 15kw	—	15" 0.38m	—	
13 Sport GLS	13'4" 4.10m	5'5" 1.65m	6" 0.15m	360 165kg	1200 545kg	1600 725kg	6	40 30kw	9 6kw	20" 0.51m	—	
DAUNTLESS												
13 Dauntless	13'9" 4.19m	6'0" 1.83m	9" 0.23m	625 280kg	1010 460kg	1700 770kg	5	50 37kw	25 18kw	20" 0.51m	—	
15 Dauntless	15'1" 4.60m	6'4" 1.95m	9.75" 0.25m	730 330kg	1300 590kg	1800 815kg	6	75 52kw	30 23kw	20" 0.51m	—	
17 Dauntless DC	17'0" 5.18m	7'0" 2.13m	12" 0.30m	1350 610kg	1700 770kg	2000 900kg	7	130 97kw	70 52kw	20" 0.51m	39 148l	
WHALER JET												
Rage 14	13'10" 4.22m	6'1" 1.85m	8" 0.20m	1100 500kg	750 340kg	2000 910kg	5	115 85kw	—	—	18 68l	
Rage 15	15'4" 4.67m	6'5" 1.96m	9" 0.23m	1200 545kg	850 385kg	2100 955kg	6	115 85kw	—	—	23 87l	
CENTER CONSOLE SERIES												
Montauk	16'7" 5.10m	6'2" 1.90m	9" 0.23m	900 410kg	1415 640kg	2000 905kg	7	100 75kw	35 25kw	20" 0.51m	—	
Outrage 17	17'3" 5.25m	6'8" 2.05m	10" 0.25m	1020 465kg	1365 620kg	1850 840kg	6	120 90kw	50 35kw	20" 0.51m	34 129l	
Outrage 19	18'6" 5.70m	7'2" 2.20m	10" 0.25m	1900 860kg	1925 875kg	3000 1360kg	7	150 112kw	75 56kw	25" 0.64m	81 306l	
Outrage 21	20'9" 6.30m	8'6" 2.60m	14" 0.36m	2500 1135kg	3755 1705kg	6000 2720kg	11	300 225kw	150 110kw	25" (6) 0.64m (6)	122 462l	
Outrage 24	23'10" 7.25m	8'6" 2.60m	17" 0.43m	3100 1405kg	4000 1815kg	8500 3855kg	12	400 300kw	200 150kw	30" 0.76m	195 740l	
Offshore 27	26'7" 8.10m	10'0" 3.05m	21" 0.53m	5800 2630kg	4200 1905kg	10000 4535kg	12	600 450kw	300 225kw	25" (7) 0.64m (7)	243 920l	

(1) L.O.A. does not include bow pulpit or swim platform. (2) Draft for outboard models with engine(s) tilted clear of water. May vary slightly depending on load and engine size. (3) BIA and U.S. Coast Guard Standards. (4) Total weight (persons, motor and gear) boat will support if filled with water. (5) Minimum horsepower to plane satisfactorily with light load. (6) 25" notched transom for single engine or 30" transom option for 30" single engine/25" dual engines. (7) 25" engine shaft for dual engine installation. 30" engine shaft for single engine installation.



The unsinkable legend.

株式会社 マツイ
 東京都港区麻布台2丁目4番7号
 TEL 03-3586-4141

World Headquarters:
 4121 South US Highway 1
 Edgewater, FL 32141
 (904) 428-0057
 FAX (904) 423-8589

Boston Whaler International
 Oude Haagseweg 47
 1066 BV Amsterdam, The Netherlands
 (011) 31-20-669-1039
 FAX (011) 31-20-617-6784

For the name and phone number of the dealer nearest you,
 call 1-800-WHALER9, ext 365.

Specifications and standard equipment subject to change. BOSTON WHALER, WHALER, The BOSTON WHALER logo, Smirk Design and OUTRAGE are registered trademarks, and RAGE and UNIBOND are trademarks of Boston Whaler, Incorporated. Turbojet is a trademark of Outboard Marine Corporation. Printed in U.S.A. © 1995 Boston Whaler, Inc. All rights reserved.