

**BOSTON
WHALE**

The Boston Whaler Collection



D e S

At Boston Whaler, our most valuable asset is our reputation — a reputation for building durable, high quality, superior performance boats. Safe boats. Unsinkable boats.

Proof of Whaler's durability and reliability is best demonstrated by the people who depend on them day in and day out. Boston Whalers are used by more federal, state and local agencies than any



other boat. Our commercial products customers include the United States Coast Guard, virtually every branch of the armed forces, fire departments and rescue squads. People who save lives trust their lives to Boston Whaler.

This year, Boston Whaler introduces four new models: a family-sized 18' Rage jet boat; a new 20' Dauntless bowrider; and two completely new 17' and 19' Outrages. There are now 15

Whaler models from which to choose. Each and every one unsinkable, of course.

Accutrack™ System

These new models feature Boston Whaler's exclusive combination of Vee hull design



Accutrack™ Hull Design

i

g

n



and Unibond™ construction for a smooth, dry ride, superior tracking and unsinkability. We call it the Accutrack System. You get it with every Vee hull Whaler.


Accutrack hulls are created on sophisticated CAD systems, using state-of-the-art software and computer technology. The process requires a large, 20' x 40', numerically controlled machine which literally carves a hull plug from a single piece of material. This method ensures precise tooling to

1/1000th of an inch. The emerging hull is a continuous Vee bottom shape without twists or discontinuities.

The forward deep-Vee design slices through even the roughest seas, while ample freeboard keeps you high and dry. Heading aft, the Vee transitions into a flatter surface providing lift and fuel efficiency throughout the throttle range. In addition, the wide beam provides increased cockpit space and superior stability.

Precise tracking is achieved through strategically placed running strakes and a modified keel. Add the unsinkability and solid ride afforded by Boston Whaler's unique Unibond™

construction to our new Accutrack design and boaters get the best of both worlds — a smooth, dry ride and superior tracking.



C O N S T R

Unibond™ Construction

At the heart of every Boston Whaler is our exclusive Unibond construction. We start by simultaneously molding the hull and deck. Various layers of woven fiberglass are

hand laid to promote structural integrity. While the uncured hull and deck are still in the molds, additional fiberglass and resin is applied around the perimeter of the hull. The deck mold is then lowered into the hull mold, thus forming a closed mold system.

Foam is introduced into the cavity between the hull and deck. Because of the closed mold system, the expanding foam is extremely dense — providing not only unsurpassed buoyancy, but strength and

rigidity as well.

When the boat is pulled from the mold, the hull, deck and foam are chemically bonded to form a single, solid, inseparable unit. There are no stringers to break free, no vibrations to be felt and no separation of the hull and deck.

Buoyancy is actually a by-product of this method of construction (albeit a desirable by-product). All Boston Whaler boats feature flotation in excess of the requirements of the United States Coast Guard and the National Marine Manufacturers Association. The degree of excess flotation is more than 2 1/2 times the Coast Guard



Unibond construction is so strong and rigid, we can park a 40,000 pound bulldozer on top of a 19 foot hull without crushing it.

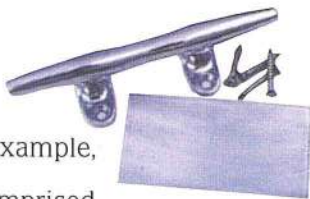
u c t i o n

requirements in some Whalers. For example, our 19' Outrage is comprised of more than 300 pounds of foam. A like hull from another manufacturer could meet minimum USCG requirements with only 50 pounds of foam.

In fact, boats over 20 feet in length are not required by the USCG to have any flotation. Nevertheless, all Boston Whaler boats feature level flotation — up to and including our 27' Offshore model.

Quality Control

You might think we go a little overboard when it comes to quality.



We carry fit and finish to the smallest detail.


Even in places you might not notice. Take the way we finish our hatches on the inside as well as on the outside. And consider the rounded corners on the hatches and consoles to reduce the chance of injury. Look at the strategically placed rails — so you can move around the boat without ever relinquishing a handhold.

Boston Whaler uses 316 stainless steel rails versus 304 stainless for its superior corrosion resistance. Exposed hinges are recessed. Aggressive non-skid is literally molded into the deck rather than affixed as an after-

thought. Fasteners are chrome plated stainless steel for increased longevity.

We even design our own wiring harnesses to meet our demanding expectations — featuring tinned wire and silicone filled, heat shrunk connectors.

We build each and every Whaler as if lives depended upon it. Because they do. Put your trust and your family into a Boston Whaler.



T h e C l



a s s i c s



1 1 ' T e n d e r



1 1 ' S u p e r S p o r t



1 3 ' S p o r t G L S

For more than thirty-five years, Boston Whaler Classics have been running the bays and back waters of America. Their clean, simple design has stood the test of time.

The twin sponson hull is incredibly stable and durable. And it makes our smaller classics tough yacht tenders, dependable fishing boats and the transportation of choice for kids for more than three decades.

The 17' Montauk combines our original twin sponson hull and the center console design. It is the essence of dependability.

Today, you can still put your trust and your kids into an unsinkable Whaler Classic.

11' TENDER STANDARD FEATURES Bow locker with mahogany cover · Bow eye/lifting eye · Bow norman pin · Ski eyes/lifting eyes (pair) · Heavy-duty rub rail · Oarlock sockets (pair) · Drain plug · Red graphics · **SEATING:** 2 mahogany bench seats

NOTABLE OPTIONS/ACCESSORIES Mooring cover

11' SUPER SPORT STANDARD FEATURES Bow locker with mahogany cover · Welded stainless steel bow/side rail · Bow eye/lifting eye · Bow norman pin · Ski eyes/lifting eyes (pair) · Heavy-duty rub rail · Red graphics · **Console:** Mahogany console · Stainless steel steering wheel · **Seating:** 2 mahogany bench seats · **Mechanical:** Teleflex no-feedback cable steering


NOTABLE OPTIONS/ACCESSORIES Bow chock · Navigation lights · **Seating:** Bow cushion · **Canvas:** Mooring cover

13' GLS STANDARD FEATURES Bow locker with fiberglass cover · Mesh storage bag under forward bench seat · Welded stainless steel side rails · Bow eye/lifting eye · Bow norman pin · Ski eyes/lifting eyes (pair) · Heavy-duty rub rail · Red striping and graphics · **Console:** Fiberglass side console · Stainless steel steering wheel · **Seating:** 2 fiberglass bench seats · Storage, aft seat backrest · **Mechanical:** Teleflex no-feedback cable steering · Battery box with hold-down strap

NOTABLE OPTIONS/ACCESSORIES Welded stainless steel bow rail · Bow chock · Navigation lights · **Seating:** Bow cushion · Seat and backrest cushions · **Canvas:** Sun top with boot · Mooring cover

17' MONTAUK STANDARD FEATURES **Console:** Access doors · Stainless steel steering wheel · Plexiglas windscreen · Stainless steel grab rail · Dash panels · Wiring panel with switches and circuit protection · Red striping and graphics · **Seating:** Reversible pilot seat with cushioned fiberglass back · **Fishing:** 2 vertical rod holders in reversible pilot seat back · **Deck/Cockpit:** Bow locker with through-hull drain and non-skid fiberglass cover · Bow eye/lifting eye · Bow norman pin · Ski eyes/lifting eyes (pair) · Welded 316 stainless steel bow rail · Heavy-duty rub rail · Bow chock · Red striping and graphics · **Mechanical:** Teleflex no-feedback cable steering · Navigation lights · Battery box with hold-down strap in console

NOTABLE OPTIONS/ACCESSORIES Swim platform · Automatic bilge pump · Teak package with teak console doors, teak console trim and reversible pilot seat with teak seat back · Blue or green striping and graphics · **Comfort Package** – Cushioned cooler seat, 6 cushioned console rod holders · **Seating:** 72-quart cushioned cooler seat · Removable stern seat · Bow cushion · **Canvas:** Sun top with boot · Mooring cover · Console cover · Reversible pilot seat cover · Stern seat cover




A) 17' Montauk stern seating w/cushions
B) 17' Montauk windshield w/grab rails, cushioned cooler seat, console rod holders
C) 17' Montauk bow locker and bow rails

T h e



J e t s



1 5 R a g e

Since we invented this category a few years ago, jets have become all the Rage. And why not? For all out, no holds barred, 360 degree fun, nothing compares to a jet.

This year Whaler introduces a new 18' Rage. It's a full featured, Euro-style jet boat that functions as an exhilarating family runabout.

The 15' Rage features a 115

horsepower Turbojet engine. That's plenty of power for skiing, cruising, or just plain fun. Or use it as a hard working tender.

Unlike other jets, the Rage series has an access plate conveniently located on the boarding platform. It simplifies impeller clean-out.

All Rage jets are Boston Whalers to the core. They feature Unibond™ construction, a 10 year transferable hull warranty and Whaler's legendary unsinkability.

15' RAGE STANDARD FEATURES **Console:** Center console with room for electronics · Inside pocket and storage · Padded steering wheel · **Seating:** Three person bench seat with backrest and storage underneath · **Deck/Cockpit:** Self-bailing cockpit with molded in non-skid deck · Swim platform with stainless steel ladder · Custom ski eye · Stainless steel passenger grab rail · Welded 316 stainless steel bow/side rail · Bow eye/lifting eye · Stern eyes/lifting eyes · Aft deck motor cover with non-skid surface · Engine bulkhead with sound insulation · Red striping with graphics · Heavy-duty rub rail · Forward anchor locker with through-hull drain and hasp · **Mechanical:** 115 HP OMC Turbojet engine with oil injection · Stainless steel impeller · Teleflex steering system · Battery box with hold-down strap · 85 amp battery · 23-gallon built-in fuel tank · Impeller clean-out access · Gauges: fuel, voltmeter, tachometer · OMC control · Navigation lights · Bilge pump


NOTABLE OPTIONS/ACCESSORIES **Seating:** Forward bow cushion · Cushioned cooler seat, forward of console · Blue or green color coordinated interior accents · **Hull:** Ski rack · **Console:** Windshield with rail · **Mechanical:** Freshwater flush · **Canvas:** Sun top · Mooring cover

RAGE 18' STANDARD FEATURES **Deck/Cockpit:** Bow eye/lifting eye · Stern lifting eyes · 316 stainless steel bow rail · Cleats: 2 bow, 2 stern · Transom ski eye · Heavy duty rub rail · Integrated swim platform and folding ladder · Port and starboard deck drains · Engine compartment hatch with gas spring lift · Self-bailing cockpit with molded in non-skid deck · Red striping and graphics · White cushions · Forward anchor locker with through-hull drain and hasp · Ski storage locker · Port storage console with locking side door · Port and starboard removable storage bins under full width bench seat · Port and starboard storage in engine compartment · **Console:** Anodized aluminum sport windshield with walk through · Full instrumentation and electrical switch panel · Drink holders (3) · Access panel on port console · **Mechanical:** 53-gallon fuel tank with electric fuel gauge · Bilge pump · Navigation lights · Engine compartment electric blower · Engine and pump: 302 CID V-8 by Redline Marine · 216 HP, 5.0 L · Jet pump by American Turbine · Tachometer · Speedometer · Multi-function gauge with fuel, voltmeter, water temp, and oil pressure · Clean-out access through swim platform hatch · Freshwater service hook-up · **Steering:** Teleflex mechanical cable steering with tilt helm · Padded sport steering wheel · **Seating:** Adjustable swivel helm pedestal seat · Port companion seat · Full width aft bench seat · Bow cushion/backrests port and starboard

NOTABLE OPTIONS/ACCESSORIES Engine compartment halon · Color cushion upgrade: red, blue or green — includes exterior coordinated striping and logos and aft deck cushion · Gray deck carpeting · Freshwater shower with 11-gallon tank · Aft deck cushion, white · Blue or green striping and graphics · 351 CID V-8 by Redline Marine — 285 HP, 5.8 L · Trimmable Nozzle · Freshwater flush mounted by pump · **Canvas:** Sun top with boot · Windshield/sun top connector · Weather curtain set · Forward cockpit cover · Aft cockpit cover · Walk-through fill-in · Mooring cover



A



B




C

- A) 18' Rage walk-through, dual console design
- B) 18' Rage swim platform w/ladder, impeller cleanout
- C) 15' Rage engine compartment

The Dauntless



e s s e r i e s



1 3 D a u n t l e s s

The Whaler Dauntless Series has quickly become a favorite among all types of boaters. Whether you're looking for a full day of fishing, or just a little fun in the sun, a Dauntless will get you there fast and dry. Deep Vee hulls. Extra wide beams. Self-bailing hulls. Practical and comfortable, the Dauntless

brings a whole new look to Boston Whaler. But make no mistake, they're Whaler through and through. Dependable, reliable and unsinkable.

The 13' and 15' Dauntless models feature the center console design that Whaler invented decades ago. This design provides easy access to anywhere in the boat for maximum flexibility. Select from a variety of options including stern decks, lounging cushions and more.

13' DAUNTLESS STANDARD FEATURES Self-bailing cockpit with molded non-skid deck · Heavy-duty rub rail · Bow and stern lifting eyes · Anchor storage locker with hasp · Welded 316 stainless steel side rails · Molded in backing for cleats and trolling motor · Scuppers · Red striping and graphics · **Console:** Padded stainless steel steering wheel · Storage access door w/storage pouch · Compass and electronics flat · **Seating:** Athwartship bench seat with storage for fuel tank, oil tank, and battery underneath · Storage recess in seat-back · **Mechanical:** Teleflex no-feedback steering · Navigation lights

NOTABLE OPTIONS/ACCESSORIES Stern deck with storage bin · Welded 316 stainless steel bow rail (in place of side rails) · Swim platform with folding ladder and grab rail · Console rod rack · Windshield with rail · **Seating:** Seat cushion with backrest · Stern deck cushion · Reversible pilot seat with storage underneath · Bow cushion · Cushioned cooler seat · **Comfort Package:** Bow cushion, helm seat and backrest cushions · Cushioned cooler seat, Stainless steel bow rail · **Fishing:** Fishing seat – Removable with cushion · **Sportsman's Package:** Stern deck with cushion, rod racks (4) · Cushioned cooler seat · **Canvas:** Mooring cover · Sun top with boot · Reversible pilot seat cover

15' DAUNTLESS STANDARD FEATURES Self-bailing cockpit with molded non-skid deck · Anchor storage locker · Welded 316 stainless steel bow rail · 6" stainless steel cleats: 2 bow, 2 stern · Bow and stern lifting eyes · Heavy-duty rub rail · Scuppers · Red striping and graphics · **Console:** Padded stainless steel steering wheel · Storage access door with storage pouch · Compass and electronics flat · **Seating:** Bench seat with room underneath for fuel and oil tanks · **Mechanical:** Teleflex no-feedback cable steering · Navigation lights

NOTABLE OPTIONS/ACCESSORIES Fiberglass stern deck · Swim platform with folding ladder and grab rail · Windshield with grab rail · Stern deck cushion and backrest · Tilt steering · **Seating:** Bow platform cushion · Reversible pilot seat with fuel storage underneath · Cushioned cooler seat · Bench seat cushion · **Comfort Package:** Swim platform · Bow cushion · Cushioned cooler seat · **Fishing:** Fishing seat – removable with cushion · **Sportsman's Package:** Stern deck, console rod holders · Reversible pilot seat · Welded 316 stainless steel side rails (in place of bow rail) · Cushioned cooler seat · **Canvas:** Sun top with boot · Mooring cover · Console cover · Reversible pilot seat cover



A



B



C




D

- A) 15' Dauntless console
- B) 15' Dauntless stern deck w/storage
- C) 15' Dauntless console, windshield, grab rails, cushioned cooler seat, rod holders
- D) 13' Dauntless bench seat w/storage underneath

T h e D a u n t l e s s



e s s e r i e s



17 Dauntless

The new Boston Whaler 20' Dauntless dual console is the boat people have been asking for. With its nine passenger capacity, there's room for family, friends and all their gear. The spacious bow seating area features plenty of leg room and ample freeboard.

The 17' Dauntless also features a bow seating area, in-floor storage, swim platform with ladder, ski locker, stainless steel safety rail and

more. Use it for skiing, cruising — fishing — any kind of fun on the water. In fact, the 17' Dauntless is so well thought out that *Boating Magazine* named it "Boat of the Year" upon its 1995 model year introduction.

The 17' and 20' Dauntless models. They give you the one thing you want most in a boat... everything.

17' DAUNTLESS STANDARD FEATURES Self-bailing cockpit with molded non-skid deck · Deep Vee hull · Stainless steel cleats, 2 Bow, 2 Stern · Heavy-duty rub rail · Bow and stern lifting eyes · Swim platform with folding ladder and grab rail · Welded 316 stainless steel bow rail · Welded 316 stainless steel motorwell rail · Red striping and graphics · **Console:** Sport style tilt steering wheel · Drink holders · Dry storage in both consoles · Electronics flat · **Seating:** Helm and companion seats with cushions · Stern quarter seats with cushions and storage underneath · Bow seating with backrests and cushions · **Mechanical:** Built-in 39-gallon fuel tank with fuel gauge · Navigation lights · Teleflex no-feedback steering · Switch panel · Bilge pump in storage locker


NOTABLE OPTIONS/ACCESSORIES Blue or green striping and graphics · Ski pylon · Ski/rod rack · Cockpit table · Removable cockpit fishing station with rod holders · Grey cockpit carpeting · **Seating:** Bow locker cushion · **Canvas:** Sun top with boot · Windshield/sun top connector · Weather curtain set · Forward cockpit cover · Aft cockpit cover · Walk-through fill-in · Mooring cover

20' DAUNTLESS STANDARD FEATURES
Cockpit/deck: Bow lifting eye · Stern lifting eyes · Welded 316 stainless steel bow rail · Welded 316 stainless steel motorwell rail · Cleats: 2 bow, 2 spring line, 2 stern · Fiberglass gunnel boards · Heavy duty rub rail · Swim platform with folding ladder and grab rail · 316 stainless steel bow chafe plate · Port and starboard self-bailing deck drains · Ski storage · Motorwell drains · Aft quarter seat drains · Red striping and graphics · Under gunnel rod racks · Bow anchor locker with fiberglass cover and gas spring lift · Deck storage with through hull drain · Aft quarter seat storage, port and starboard · Bow storage lockers under seats, port and starboard · Gunnel mounted rod holders · **Console:** Anodized aluminum sport windshield with walk through center section · Lockable glove compartment · Instrumentation and electrical switch panel · Side access door, port and starboard console · Drink holders (3) · **Mechanical:** 91 gallon fuel tank with electric fuel gauge · Bilge pump · Navigation lights · Battery storage box · Teleflex no-feedback cable steering with tilt helm · Padded steering wheel · **Seating:** Helm and companion seats with cushions · Aft quarter seats with removable cushions · Forward console seating

NOTABLE OPTIONS/ACCESSORIES Saltwater wash down · Freshwater shower · Folding cockpit table · Removable cockpit fishing station with rod holders (2) · Blue or green striping and graphics · Grey cockpit carpeting · Bow anchor roller · Removable stainless steel ski pylon · Gunnel mounted rod holders (2) · Hydraulic tilt helm steering · Cockpit coaming bolsters — aft · Bow cushion · **Fishing package:** Livewell seat · Fishing station · Fishwell pumpout · Rod holders · **Canvas:** Sun top with boot (red, blue or green) · Windshield/sun top connector · Weather curtain set · Forward cockpit cover · Aft cockpit cover · Walk-through fill-in · Mooring cover



A



B



C




D

A) 20' Dauntless bow seating, anchor locker
B) 20' Dauntless ski storage/fish box
C) 17' Dauntless dual console layout
D) 17' Dauntless deck storage

T h e O u t r a



g e S e r i e s



1 7 O u t r a g e

Perhaps Boston Whaler is best known for its big water boats. The security of a self-bailing, unsinkable boat is one reason why. We think another is the functionality of our designs. And at Boston Whaler our boat designs just keep getting better.

For 1996, Boston Whaler introduces two entirely new designs to the Outrage series: the 17' and 19' Outrages are beamier, longer and more functional than ever. And

with our new Accutrack™ system, they offer smooth, dry rides for cruising, fishing, watersports or just about anything.

Of course every Outrage is fully appointed with features like fish boxes and ample storage in the deck, in the console, and in the rear quarter seats. Whether you use them as fishing machines or family cruisers, you can go out in complete confidence knowing they'll get you back home again.

17' & 19' OUTRAGE STANDARD FEATURES **Cockpit/Deck:** Bow lifting eye · Stern lifting eyes · Welded 316 stainless steel bow rail · Welded 316 stainless steel motorwell rail · 2 Bow cleats, 2 stern cleats, 2 spring line cleats · Fiberglass gunnel boards · Gunnel mounted rod holders (2) · Under gunnel rod racks · Heavy-duty rub rail · Port and starboard deck drains · Self-bailing cockpit with molded in non-skid deck · Motorwell drains · Aft quarter seat drains · Red striping and graphics · Bow anchor locker with fiberglass cover and hasp · In-deck storage locker with fiberglass cover and gas spring lift · Aft quarter seat storage · Console storage with locking side door · **Console:** Electronics box with locking door · Windshield · Stainless steel handrail · Electrical switch panel · Forward mounted rod holders with drains · Drink holders · **Seating:** Reversible pilot seat with cushions · Aft quarter seats with removable cushions and backrests · **Mechanical:** 56-gallon fuel tank (17' only) with electric fuel gauge · Navigation lights · Battery storage box in console · Teleflex no-feedback cable steering · Stainless steel steering wheel · Battery cables · Bilge pump in storage locker (17' only)

17' & 19' OPTIONS/ACCESSORIES Fiberglass leaning post with livewell and wash-down · Fiberglass leaning post with storage · Removable fishing station with rod holders · Console mounted tackle drawer · Blue or green striping and graphics · 54 quart cooler (17' only) with seat cushion and mounting cleats · Compass · Removable stainless steel ski pylon · Gunnel mounted rod holders · Folding cockpit table · Bow locker cushion · Swim platform with folding ladder and grabrail · Hydraulic steering with tilt helm · Freshwater shower with 11-gallon tank · Cable steering with tilt helm · Cockpit rails · Outrigger support brackets · **Teak package:** Console doors · Gunnel boards · Electronics box frame · Cockpit table · **Comfort Package:** Bow cushion · Cooler seat · Swim platform · **Fishing Package #1:** Compass · Fishing station · Tackle drawer · Extra rod holders · **Fishing Package #2:** Compass · Fishing station · Tackle drawer · Extra rod holders · Super leaning post with livewell · **Canvas:** Mooring cover · Console cover · Reversible pilot seat cover · Leaning post cover · Sun top with boot

ADDITIONAL 19' STANDARD FEATURES **Cockpit/Deck:** Stainless steel bow chafe plate · Bow anchor locker with fiberglass cover and gas spring lift · Forward deck storage locker with hasp · 2 large, guttered fish boxes with through-hull drain to sump or optional pumpout · **Console:** Lockable side access doors (2) · **Mechanical:** 91-gallon fuel tank with electric fuel gauge · Bilge pump · **Seating:** Dual pedestal seats

ADDITIONAL 19' OPTIONS 72 quart cooler with seat cushion and mounting cleats · Fish-well pump out · Saltwater wash down · Bow anchor roller · Ritchie helmsman compass · Pedestal mount leaning post · Welded aluminum T-top with canvas, rod holders and overhead light · T-top electronics box · Aft coaming pads · **Fishing package #1:** Compass · Tackle drawer · Fishing station · Fishwell pump-out · Aft coaming pads · Extra rod holders (2 Gunnel mount) · **Fishing package #2:** Compass · Tackle drawer · Fishing station · Fishwell pump-out · Aft coaming pads · Extra rod holders · Super leaning post with livewell · **Canvas:** Mooring cover · Pedestal seat cover · Leaning post cover · Pedestal mount leaning post cover




A) 17' Outrage console
B) 17' Outrage reversible pilot seat w/cushions
C) 19' Outrage anchor locker, cushioned bow storage
D) 19' Outrage console

T h e O u t r a



g e S e r i e s



21 Outrage

In rough water, Outrage owners have every reason to be confident. Thanks to Whaler's Accutrack System, featuring a deep-Vee hull design, nothing handles big water like an unsinkable Outrage.

The Outrage series features a center console design — a design Boston Whaler was the first to introduce in 1961. Today it's still a great way to build a boat. And

judging from the number of other manufacturers who have followed suit, they seem to think so too.

Our 21' and 24' Outrage models are loaded with features. Two large in-deck storage/fish boxes, cushioned cooler seats, bow storage lockers, chart flats with hinged removable see-through covers, lots of rod holders, and more.

For big water you want an Outrage. Smooth, dry rides. Plenty of room. And best of all—unsinkable.

21' & 24' OUTRAGE STANDARD FEATURES

Console: Large electronics box with removable/locking door · Flush-mount electronics face · Compass flat · Gauge panel · Stainless steel tilt steering wheel · Chart/electronics flat with hinged removable see-through cover · Drink holders · Welded 316 stainless steel grab rail · 2 large storage access doors · Switch panel with circuit breakers · **Seating:** 2 pedestal seats with footrests · Cushioned cooler seat mounted forward of console · **Fishing:** 2 large, guttered fish boxes with through-hull drain, drain to sump or optional pumpout · 4 vertical rod holders with drains forward of console · 2 gunnel-mount rod holders · 4 under-gunnel rod racks · **Deck/Cockpit:** Forward lounge filler with cushion (21' only) · Self-bailing cockpit with molded non-skid deck · Large anchor locker with hinged hatch cover · Bow storage locker · Welded 316 stainless steel bow rail · Heavy-duty rub rail · Motorwell drains · 8" stainless steel cleat in anchor locker · Stainless steel bow chafe plate · 8" bow, spring line, and stern stainless steel cleats · Bow eye/lifting eye · Stern eyes/lifting eyes · Red striping and graphics · Fiberglass transom gate · **Mechanical:** Fuel tank (122 gallon-21') (195 gallon-24') · Teleflex no-feedback cable steering (21' only) · Navigation lights · 2 battery boxes · Battery switch · Raw water washdown pump · Bilge pump · Courtesy lights · **Canvas:** Mooring cover (21' Only)

ADDITIONAL 24' STANDARD FEATURES Enclosed head compartment with portable toilet · Footrest with storage underneath · 4 extra under-gunnel rod racks · 2 large bow storage lockers - guttered through-hull drain, hasp · Hydraulic steering · Hydraulic trim tabs

21' AND 24' OPTIONS **Seating:** Full-width removable stern seat · Backrest for leaning posts · **Comfort Package:** Full-width stern seat, bow platform cushion, swim platform · **Leaning Post:** Pedestal-mounted with large hinged top access storage box, 2 rod holders · Welded 316 stainless steel grab rail · Bait prep area with cutting board and rigging storage bin under cutting board · **Super Leaning Post:** 30-gallon livewell with raw water fill · Bait prep area with hinged cutting board and leader holder · Welded 316 stainless steel grab rail · 2 rod holders, 2 side storage bins, hinged top for access to additional storage (available without livewell) · **Fishing:** Fish box pumpout · Forward and/or aft coaming bolsters · 2 additional gunnel-mount rod holders · **Fishing Package #1:** Fish box pumpout · Aft coaming pads · Console tackle drawer · Compass · **Fishing Package #2:** Super leaning post with livewell · Fish box pumpout · Aft coaming pads · Console tackle drawer · Compass · **Deck/Cockpit:** Bow platform cushion · Swim platform with folding ladder and grab rail · 15-gallon freshwater shower · Anchor roller · Commercial-duty rub rail · **Teak trim package:** Console doors · Electronics box frame · Gunnel board caps · Footrest (24' only) · 30° transom · Blue or green striping and graphics · **Mechanical:** Hydraulic steering (STD on 24') · Hydraulic trim tabs (STD on 24') · Compass · Dual engine-ready · **Canvas:** Sun top with boot · Console cover · Pedestal seat cover · Stern seat cover · Leaning post cover




A) 24' Outrage console
B) Super leaning post with livewell
C) 24' Outrage enclosed head compartment w/toilet
D) 24' Outrage bow anchor locker

T h e 2 7 ' 0



f f s h o r e



27' Offshore

If fishing is more than just a mild obsession, consider the 27' Offshore. This one has it all.

The Offshore comes standard with two fish boxes, a two sink prep station with cutting boards and fillet knife slots, 18 gallon live-well, fold-down splashwell door, eight built-in rod holders, and rod racks throughout. The hard top


provides extra weather protection and there's plenty of room on the console for electronics.

The cabin features a V-berth and an electric marine head. The Offshore's generous 243 gallon fuel capacity gives you more than enough cruising range to get out to the big ones. And like every Boston Whaler, this 27 footer is completely unsinkable.

27' OFFSHORE STANDARD FEATURES

Helm/Console: Self-bailing cockpit with molded non-skid deck · Helm with large surface and hinged access · Chart surface on sliding companionway hatch · 2 catch-all bins forward of drink holders · **Seating:** Bow seating area with cushion · Helm and companion bench seat with folding footrests · Foldable Pullman-style aft facing seat · **Fishing:** 2 fish boxes with icing grates and overboard pumpout · Fold-down splashwell door with 8 built-in rod holders · 4 gunnel-mounted rod holders · Under gunnel lockable rod storage · 18-gallon livewell with raw water fill and aerator underneath companion seat · Tackle storage shelves with 3 tackle boxes · **Cabin:** Removable companionway door · Storage bins · Electric marine head with holding tank and macerator pump · Hanging locker · Interior lighting · Forward shelf · Solar cabin vent · Opening side ports with screens · **Deck/Cockpit:** Bow pulpit with anchor roller · Anchor locker with hatch · Hawse pipes · Stainless steel bow, stern and spring line cleats · 1 1/4" diameter aluminum bow rail · Cockpit coaming pads · Heavy-duty rub rail · Cockpit courtesy lights · Cockpit spreader lights · Aft fighting chair deck reinforcement plate · Quarter storage bins with cover and lights · Windshield with vent windows · Aft sump access hatch in motorwell · Integral vertical helm and companion handrails · Two sinks with cutting boards and fillet knife slots · Faucet with shower head (dispenses fresh and saltwater) · Storage compartment with access door · Red striping and graphics · **Hardtop:** Aluminum legs · 3 wraparound overhead electronics mounting surfaces · Aft overhead chart storage area · Lighting control panel with red and white lights · Forward overhead storage compartment · Mounting pad for radar and navigational antennas · Molded in non-skid for optional upper station · **Mechanical:** 243-gallon aluminum fuel tank · Navigational lights · 2 battery boxes · Battery switch · 30-gallon freshwater tank and pressure pump · Hydraulic steering · Compass · 3 windshield wipers with freshwater rinse · Hydraulic trim tabs · 2 bilge pumps · Console switch panel · Saltwater washdown pump

NOTABLE OPTIONS/ACCESSORIES Upper station including control station, steering, rails, padded belly band, and storage box · Extra 74-gallon fuel capacity · Anchor windlass · Weather curtain set · 2-tone package (grey deck and gunnel non-skid)



A) 27' Offshore overhead electronics mounting surface
B) Bow pulpit w/anchor roller
C) Locking rod storage
D) Cushioned bow seating area

O p t i o n s

| Size Model | 11 TDR | 11 SS | 13 GLS | 17 MTK | 15 RG | 18 RG | 13 DNT | 15 DNT | 17 DNT | 20 DNT | 17 O/R | 19 O/R | 21 O/R | 24 O/R | 27 O/S |
|---|--------|-------|--------|--------|-------|-------|--------|--------|--------|--------|--------|--------|--------|--------|--------|
| MECHANICAL OPTIONS | | | | | | | | | | | | | | | |
| 30" Transom | | | | | | | | | | | | | • | S | S |
| 351 CID Redline Marine Jet | | | | | | • | | | | | | | | | |
| Additional Fuel Tanks (2x37) | | | | | | | | | | | | | | | • |
| Anchor Roller | | | | | | | | | | • | | • | • | • | • |
| Anchor Windlass | | | | | | | | | | | | | | | • |
| Bilge Pump | | | | • | S | S | | | S | S | S | S | S | S | S |
| Bow Chock (Requires navigation lights) | | • | • | S | | | | | | | | | | | |
| Bow Rail (UC) | | S | • | S | S | S | • | S | S | S | S | S | S | S | S |
| Commercial Duty Rub Rail (UC) | | | | | | | | | | | | | | • | • |
| Compass | | | | | | | | | | | • | • | • | • | S |
| Dual Engine Ready | | | | | | | | | | | | | | | S |
| Fishbox Pumpout | | | | | | | | | | • | | | | | S |
| Halon Fire Extinguisher | | | | | | • | | | | | | | | | |
| Hydraulic Steering (UC) | | | | | | | | | | • | • | • | • | S | S |
| Hydraulic Trim Tabs | | | | | | | | | | | | | | • | S |
| Navigation Lights | | • | • | S | S | S | S | S | S | S | S | S | S | S | S |
| Saltwater Washdown | | | | | | | | | | • | | | | | |
| Tilt Steering (Cable) (UC) | | | | | | S | | • | | • | • | • | S | S | |
| Freshwater Flush | | | | | • | • | | | | | | | | | |
| Upper Station | | | | | | | | | | | | | | | • |
| FISHING OPTIONS | | | | | | | | | | | | | | | |
| Console Mounted Rod Holders | | | | • | | | • | • | | | S | S | S | S | |
| Fishing Package One (F.P.) | | | | | | | | | | | • | • | • | • | |
| Fishing Package Two (F.P.) | | | | | | | | | | | • | • | • | • | |
| Fishing Seat | | | | | | | • | • | | | | | | | |
| Gunnle Rod Holders (Two Extra-Flush) | | | | | | | | | | • | • | • | • | • | S |
| Fishing Station (6) | | | | | | | | | • | • | • | • | | | |
| Tackle Drawer | | | | | | | | | | | • | • | | | S |
| Outrigger Support Bracket | | | | | | | | | | • | • | • | S | S | S |
| COMFORT OPTIONS | | | | | | | | | | | | | | | |
| Aft Deck Cushion (White) | | | | | | • | | | | | | | | | |
| Bow Cushion | | • | • | • | • | • | • | • | • | S | • | • | • | • | S |
| Coaming Bolsters-Aft | | | | | | S | | | | | • | • | • | • | S |
| Coaming Bolsters-Forward | | | | | | | | | | | | | | • | • |
| Cockpit Carpeting | | | | | | • | | | • | • | | | | | |
| Cockpit Table | | | | | | | | | • | • | | | | | |
| Cockpit Side Rails | | | | | | | | | | | • | • | • | • | |
| Comfort Package (C.P.) | | | • | • | | | • | • | | | • | • | • | • | |
| Cooler Seat | | | | • | • | | • | • | | | • | • | S | S | |
| Color Cushion Set (Matches Stripe, 8) | | | | | • | • | | | | | | | | | |
| Forward Lounge Filler w/Cushion | | | | | | | | | | | | | • | | |
| Freshwater Shower | | | | | | • | | | | • | • | • | • | • | S |

| Size Model | 11 TDR | 11 SS | 13 GLS | 17 MTK | 15 RG | 18 RG | 13 DNT | 15 DNT | 17 DNT | 20 DNT | 17 O/R | 19 O/R | 21 O/R | 24 O/R | 27 O/S |
|---|--------|-------|--------|--------|-------|-------|--------|--------|--------|--------|--------|--------|--------|--------|--------|
| Comfort Options (cont.) | | | | | | | | | | | | | | | |
| Graphics Package (Green or Blue) | | | | • | • | • | | | • | • | • | • | • | • | • |
| Helm Cushion (13 DNT incl. Backrest) | | | | | | | • | • | | | | | | | |
| Pedestal Leaning Post | | | | | | | | | | | | • | • | • | |
| Leaning Post Backrest | | | | | | | | | | | | • | • | • | |
| Livewell/Seat | | | | | | | | | | • | | | | | |
| Reversible Pilot Seat (UC) | | | | S | | | • | • | | | S | | | | |
| Side Rails (Replace Bow Rail on 15 DNT) | | | | | | | S | • | | | | | | | |
| Ski Pylon | | | | | | | | | • | • | • | • | | | |
| Ski Rack | | | | | • | | | | • | | | | | | |
| Sportsman's Package (C.P.) | | | | | | | • | • | | | | | | | |
| Stern Deck (UC for 13 DNT) | | | | | | | • | • | | | | | | | |
| Stern Deck Cushion (+ Seatback Set 15 DNT) | | | | | | | • | • | | | | | | | |
| Stern Seat (Full Width) | | | | • | | | | | | | | | • | • | |
| Super Leaning Post w/Livewell (UC) | | | | | | | | | | | • | • | • | • | |
| Super Leaning Post w/o Livewell (UC) | | | | | | | | | | | • | • | • | • | |
| Swim Platform w/Hand Rail | | | | • | S | S | • | • | S | S | • | • | • | • | |
| Teak Trim Package (UC) (3) | | | | • | | | | | | | • | • | • | • | |
| Two Tone Gelcoat (4) | | | | | | | | | | | | | | | • |
| Windshield w/Rail (UC for 15 DNT) | | | | S | • | S | • | • | S | S | S | S | S | S | S |
| CANVAS OPTIONS | | | | | | | | | | | | | | | |
| Aft Cockpit Cover (Matches Stripe) | | | | | | • | | | • | • | | | | | |
| Console Cover (Grey) (2) | | | | • | | | | | • | | • | • | • | • | |
| Console Cover w/Windshield (Grey) (2) | | | | | | | | | • | | | | | | |
| Mooring Cover (Grey) (1) | • | • | • | • | • | • | • | • | • | • | • | • | • | • | |
| Mooring Cover w/Bow Rail (Grey) | | | | • | | | | | • | | | | | | |
| Mooring Cover w/Windshield (Grey) (1) | | | | | | | | | • | | | | | | |
| Pedestal Leaning Post Cover (Grey) | | | | | | | | | | | | • | • | • | |
| Pedestal Seat Cover (Grey) (2) | | | | | | | | | | | | • | • | • | |
| Tounneau Cover (Matches Stripe) | | | | | | | | | • | • | | | | | |
| Reversible Pilot Seat Cover (Grey) | | | | • | | | • | • | | | • | | | | |
| Stern Seat Cover (Grey) | | | | • | | | | | | | | | • | • | |
| Sun Top w/Boot (Matches Strip) (5) | | | • | • | • | • | • | • | • | • | • | • | • | • | |
| Super Leaning Post Cover (Grey) | | | | | | | | | | | • | • | • | • | |
| T-Top (Matches Stripe) | | | | | | | | | | | | • | • | • | |
| T-Top Electronics Box | | | | | | | | | | | | • | • | • | |
| T-Top Weather Curtain Enclosure (9) | | | | | | | | | | | | • | • | • | |
| Walk Through Fill In (Matches Stripe) | | | | | | • | | | • | • | | | | | |
| Weather Curtain Set (Matches Stripe) (7) | | | | | | • | | | • | • | | | | | • |
| Windshield Connector | | | | | | • | | | • | • | | | | | |

TDR = Tender SS = Super Sport GLS = Sport GLS DNT = Dauntless RG = Rage MTK = Montauk O/R = Outrage O/S = Offshore
 • = Options S = Standard Options (C.P.) = See Comfort Packages (F.P.) = See Fishing Packages

GENERAL NOTES:

- (5) - Standard equipment. This list does not show ALL standard equipment for every boat.
- (UC) - Upcharge. This option is only available as a boat Option. Pricing as an individual part may be higher.
- (1) Will not fit on 15 Dauntless with stern deck cushion & seatback set. Will not fit 13 Dauntless or 15 Rage with windshield rail option.
- (2) Will not fit on 15 Dauntless with tilt steering option.
- (3) Teak Packages: (17 Montauk: console doors & trim reversible pilot seatback) (17 & 19 Outrage: console doors, electronics box frame, gunnel board caps, cockpit table) (21 Outrage: console doors, electronics box frame, gunnel board caps) (24 Outrage: console doors, electronics box frame, gunnel board caps, console footrest).
- (4) 27 Offshore two tone gelcoat: Haze Grey non-skid on deck and gunnels.
- (5) Sun top with aluminum bow (11 Tender, 11 Super Sport, 13 GLS, 15 Rage, 15 Dauntless, 17 Dauntless) or with stainless steel bow (17 Montauk, 17 Outrage, 19 Outrage, 20 Dauntless, 21 Outrage, 24 Outrage).
- (6) Fishing station includes transom rail mounted table with 2 rod holders, holders for pliers, knife & lures.
- (7) 18R, 17D, 20D - Weather curtain set includes side curtains, zip-in windshield, aft drop curtain & walk-through fill-in.
- (8) 18R includes aft deck cushion.
- (9) T-Top weather curtain enclosure includes front zip-in windshield and side panels.

FISHING PACKAGE NOTES:

- 17 Outrage - ONE: compass, tackle drawer, extra rod holders (two gunnel mounted), fishing station.
- 17 Outrage - TWO: Super leaning post with livewell, compass, extra rod holders (two gunnel mounted), tackle drawer, fishing station.

- 19 Outrage - ONE: Compass, tackle drawer, extra rod holders (two gunnel mounted), fishing station, fishwell pumpout, aft coaming pads.
- 19 Outrage - TWO: Compass, tackle drawer, extra rod holders (two gunnel mounted), fishing station, super leaning post, fishwell pumpout, aft coaming pads.
- 21 Outrage - ONE: Fishbox pumpout, aft coaming pads, console tackle drawer, compass.
- 21 Outrage - TWO: Fishbox pumpout, aft coaming pads, console tackle drawer, compass, super leaning post with livewell.
- 24 Outrage - ONE: Fishbox pumpout, aft coaming pads, console tackle drawer, compass.
- 24 Outrage - TWO: Fishbox pumpout, aft coaming pads, console tackle drawer, compass, super leaning post with livewell.

COMFORT & SPORTSMAN PACKAGE NOTES:

- 13 Sport GLS Comfort Package: Front seat cushion, helm cushion, front seat backrest attached to console.
- 13 Dauntless Comfort Package: Bow, helm & backrest cushions, cooler seat, bow rail.
- 13 Dauntless Sportsman's Package: Stern deck with cushion, cooler seat, console mounted rod holders.
- 15 Dauntless Comfort Package: Swim platform, bow cushion, cooler seat.
- 15 Dauntless Sportsman's Package: Stern deck, reversible pilot seat, side rails, console rod holders, cooler seat.
- 17 & 19 Outrage Comfort Package: Cushioned cooler seat, cushioned console rod holders.
- 17 & 19 Outrage Comfort Package: Swim platform, bow cushion & cooler seat.
- 21 & 24 Outrage Comfort Package: Bow cushion, swim platform, stern seat.



Reversible pilot seat, windshield, rail, console rod holders - 13 Dauntless



Stern deck w/cushion and backrest, reversible pilot seat - 15 Dauntless



Ski rack - 15 Rage



Leaning post/livewell - 17/19 Outrage



Freshwater shower - 17/19/21/24 Outrage, 18 Rage, 20 Dauntless



Fishing seat - 13/15 Dauntless



Folding cockpit table - 17/20 Dauntless, 17/19 Outrage



In-deck ski locker - 18 Rage



Fish station - 17/19 Outrage, 17/20 Dauntless



Leaning post seat back - 21/24 Outrage



Sun top - 20 Dauntless



Removable stern seat - 21/24 Outrage

Specifications

CLASSICS

| | L.O.A. (1) | Beam | Draft (2) | Boat weight (lbs.) Standard model | Max. wt. capacity (lbs.) (persons, motor & gear) (3) | Swamped capacity (lbs.) (4) | Persons capacity | Max. H.P. | Min. H.P. (5) | Recommended engine shaft length | Standard fuel capacity (gal.) |
|----------------|-------------|------------|-----------|--------------------------------------|---|-----------------------------|------------------|-----------|---------------|------------------------------------|----------------------------------|
| 11 Tender | 11'4" 3.45m | 5' 1.55m | 6" 0.15m | 210 95kg | 560 255kg | 750 340kg | 3 | 10 7.50kw | — — | 15" 0.38m | — — |
| 11 Super Sport | 11'4" 3.45m | 5' 1.55m | 6" 0.15m | 250 115kg | 560 255kg | 750 340kg | 3 | 20 15kw | — — | 15" 0.38m | — — |
| 13 Sport GLS | 13'4" 4.10m | 5'5" 1.65m | 6" 0.15m | 360 165kg | 1200 540kg | 1600 725kg | 6 | 40 30kw | 9 7kw | 20" 0.51m | — — |
| 17 Montauk | 16'7" 5.10m | 6'2" 1.90m | 9" 0.23m | 950 430kg | 1415 640kg | 2000 905kg | 7 | 100 75kw | 35 26kw | 20" 0.51m | — — |

JETS

| | | | | | | | | | | | |
|---------|-------------|------------|-----------|-------------|------------|-------------|---|-----------|-----------|-----|----------|
| 15 Rage | 15'4" 4.67m | 6'5" 1.95m | 9" 0.23m | 1200 545kg | 850 385kg | 2100 955kg | 6 | 115 85kw | — — | — — | 23 87 l |
| 18 Rage | 18'5" 5.62m | 7' 2.14m | 14" 0.36m | 2400 1080kg | 1560 700kg | 2500 1125kg | 7 | 285 214kw | 216 162kw | — — | 53 200 l |

DAUNTLESS

| | | | | | | | | | | | |
|--------------|-------------|------------|-------------|-------------|-------------|-------------|---|-----------|----------|-----------|----------|
| 13 Dauntless | 13'9" 4.19m | 6' 1.83m | 9" 0.23m | 650 293kg | 1010 460kg | 1700 770kg | 5 | 50 38kw | 25 19kw | 20" 0.51m | — — |
| 15 Dauntless | 15'1" 4.60m | 6'4" 1.95m | 9.75" 0.25m | 850 383kg | 1300 585kg | 1800 815kg | 6 | 75 56kw | 30 23kw | 20" 0.51m | — — |
| 17 Dauntless | 17'0" 5.20m | 7' 2.14m | 12" 0.30m | 1500 675kg | 1700 765kg | 2500 1125kg | 7 | 130 98kw | 90 68kw | 25" 0.64m | 39 148 l |
| 20 Dauntless | 19'8" 6.0m | 8'4" 2.50m | 15" 0.38m | 2350 1058kg | 2230 1000kg | 4800 2160kg | 9 | 225 169kw | 130 98kw | 25" 0.64m | 91 345 l |

OUTRAGE SERIES

| | | | | | | | | | | | |
|-------------|--------------|------------|-----------|-------------|-------------|--------------|----|-----------|-----------|-------------------|-----------|
| 17 Outrage | 17'6" 5.34m | 7' 2.14m | 12" 0.30m | 1700 765kg | 1820 730kg | 2600 1170kg | 7 | 150 113kw | 90 68kw | 25" 0.64m | 56 212 l |
| 19 Outrage | 19'8" 6.0m | 8'4" 2.50m | 15" 0.38m | 2200 990kg | 2230 1000kg | 4800 2160kg | 9 | 225 169kw | 130 98kw | 25" 0.64m | 91 345 l |
| 21 Outrage | 20'9" 6.33m | 8'6" 2.60m | 15" 0.38m | 2500 1125kg | 3755 1700kg | 6000 2720kg | 11 | 300 225kw | 150 113kw | 25" (6) 0.64m (6) | 122 462 l |
| 24 Outrage | 23'10" 7.25m | 8'6" 2.60m | 17" 0.43m | 3300 1485kg | 4000 1800kg | 8500 3825kg | 12 | 400 300kw | 200 150kw | 25" (7) 0.64m (7) | 195 740 l |
| 27 Offshore | 26'7" 8.10m | 10' 3.05m | 21" 0.53m | 5800 2610kg | 4200 1890kg | 10000 4500kg | 12 | 600 450kw | 300 225kw | 25" (7) 0.64m (7) | 243 920 l |

(1) L.O.A. does not include bow pulpit or swim platform. (2) Draft for outboard models with engine(s) tilted clear of water. May vary slightly depending on load and engine size. (3) BIA and U.S. Coast Guard Standards. (4) Total weight (persons, motor and gear) boat will support if filled with water. (5) Minimum horsepower to plane satisfactorily with light load. (6) 25" notched transom for single engine or 30" transom option for 30" single engine/25" dual engines. (7) 25" engine shaft for dual engine installation. 30" engine shaft for single engine installation.

For the name and phone number of the dealer nearest you, call 1-800-Whaler 9.

World Headquarters:
4121 South US Highway 1, Edgewater, FL 32141
(904) 428-0057, FAX (904) 423-8589
Internet E-mail: grempe@whaler.com

Boston Whaler International
Oude Haagseweg 47, 1066 BV Amsterdam, The Netherlands
(011) 31-20-669-1039, FAX (011) 31-20-617-6784



The Unsinkable Legend