




34' Defiance™

- LOA: 37' 6" (11.43m)
- Hull Length: 34' 6" (10.51m)
- Beam: 13' 3" (4.03m)
- Draft: 35" (.88m)
- Transom Deadrise: 20°
- Fuel: 384gal. (1745L)
- Water: 72gal. (272L)
- Cabin Headroom: 6' 5" (1.95m)
- Swamped Capacity: 4,000lbs (1,800kg)



Yes, it's a Whaler. Luxurious finishes surround a cabin with a dinette that converts to a comfortable lounge or double berth, plus a forward berth with privacy curtain.

Everything the captain needs is in sight and at hand—complete instrumentation, custom switch panel, dual-lever engine controls, storage. Port and starboard L-shaped lounge seating cuddles passengers.

The raised pilot deck slides back hydraulically, completely exposing the engines for easier access and simplified maintenance.



34' Defiance™

Unsinkable Duobond™ construction for unsurpassed strength and durability.

Unique performance system which directs exhaust away from the boat, reduces engine noise and improves fuel efficiency.

Pilot deck slides hydraulically, exposing engine compartment for convenient access and easy maintenance.

Standard 54-gallon recirculating livewell; starboard side bait prep station with sink, rigging board and tackle storage; insulated fishboxes with pump-out; port and starboard lounge seats.

Standard mechanical components: dripless shaft seals, freshwater engine cooling, stainless steel hot water heater, holding tank with macerator.

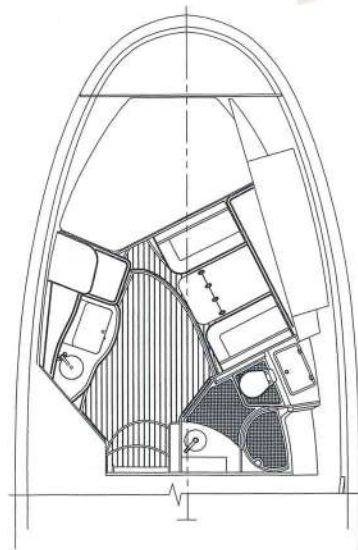
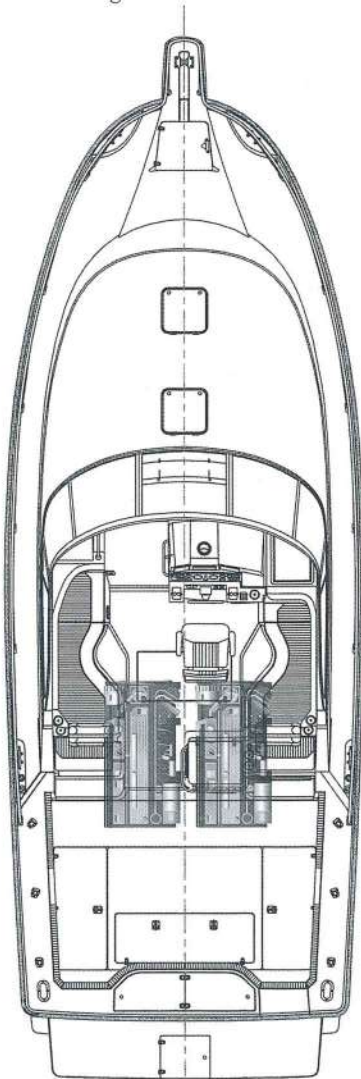
Standard cabin features: Clarion® stereo system, maple cabinetry, large forward berth, convertible dinette, full galley and head, stowable rod storage.

Standard galley features: full-size refrigerator with freezer, two-burner cook top, microwave, stainless steel sink.

Standard head includes: fully enclosed shower, custom vanity with storage, Corian® countertop with sink, VacuFlush® head, designated clothes hamper.

Notable options: air conditioning, generator, swim platform with ladder, icemaker, bait freezer.

Standard 10-year transferable warranty.



Standard Features:

Hull

Molded fiberglass construction using AME 1000® resin, bi-axial stitched fabric reinforcement, Baltec core, foam-filled Duobond™ construction

Premium quality Armorcote® white gelcoat finish

Boot stripe and bottom paint

Deck

Molded-in nonskid surface

Bow pulpit, integral molded fiberglass

Recessed custom stainless steel anchor roller assembly

Custom deck rails, highly polished stainless steel

Bow cleats, 12" stainless steel

Springline cleats, 10" stainless steel

Stern cleats, 12" stainless steel

Stern hawse pipes, stainless steel

Windshield, heavy-duty stainless steel construction with power vent

Windshield wipers (3), self-parking with heavy-duty pantograph arms

Windshield washers, port and starboard

Anchor locker with washdown outlet

Cockpit

Reinforcing plate installed for mounting fighting chair

Icebox, port side fitted with custom gasketed lid, gas spring actuator and stainless steel hinges

Bait prep center, starboard side, includes sink, rigging board and tackle storage, fitted with custom lid, gas spring actuator and stainless steel hinges

Courtesy lighting under gunnels and helm deck

Fishboxes, large capacity, insulated with pump-out system

Gunnel padding, high-density closed-cell foam, white vinyl covered

Rod racks, port and starboard

Rod holders (6)

Self-bailing cockpit scuppers

Step, port and starboard

Sliding transom door with top gate, heavy-duty polished stainless steel hardware

FEATURES AND STANDARD EQUIPMENT

Washdown, freshwater

Washdown, saltwater

Helm Deck

Tackle center with 4 drawers to store and organize gear

Engine access hatch with gas spring

Helm console, integrally molded

Helm seat, ladder back style

L-shaped lounge, port and starboard

Sliding companionway door with sliding screen door

Hydraulically actuated sliding pilot deck

Helm Console

Chart flat with acrylic cover

Compass with light, flush mounted

Complete custom engine instrument panel with audible / visual warning system

Custom switch panel

Dual-lever engine controls

Stainless steel helm wheel

Tilt hydraulic steering

Mechanical

Diesel engine CAT 340 HP 3116; propeller shafts, Aquamet 19, 1.75" diameter, double taper couplers

Aeroquip braided fuel lines

Bilge pumps (4), 12-V automatic / manual

Bonding system with transom zinc plate

Double hose clamps on all hose fittings where possible, stainless steel

Double T-clamps on engine exhaust hoses

Engine alarm system

Engine hour meters (2)

Engine room sound insulation, 2" absorption foam

Freshwater cooling on main engines

Fuel filters with water separators on main engines and optional generator, large capacity

Fuel tank valves, bronze, six port

Bilge water level alarms, audible

Water heater, stainless steel 12-gallon, 120-V

Aluminum holding tank with macerator, overboard and dockside discharge (32 gallon)

Propellers, 4 blade nibral

Rudders, bronze with stainless steel shaft

Shaft seals, dripless lip seal type

Sea cocks, UL approved for marine application, bronze, fitted on all thru-hulls below waterline

Sea water strainers, bronze (3)

Stainless steel rub strip on face of white high-density rub rail

Trim tabs, fully recessed

Custom performance exhaust processing system

Electrical

Custom AC electrical distribution panel with line voltage and load meters, reverse polarity light and main breakers that trip with reverse polarity

Custom DC electrical distribution panel with battery voltage and load meters

Circuit breaker protection throughout

Battery paralleling switch, vapor proof

Automatic battery switch / isolator

Batteries (3), heavy duty 4D

Bonded electrical system

Battery charger, 30-amp automatic

Engine room lights, 12-V halogen and 120-V

Horn, dual air trumpet

Navigation lights

Dual 30-amp shore power with 50' cords

Clarion AM / FM / CD stereo with interior / external speakers and remote control at helm

Main Cabin

Access hatch to bilge

Lighting, recessed halogen (4) 110-V and 12-V

Interior wood superbly joined and finished in satin varnish

Opening stainless steel ports (3)

Positive latches used on cabinet doors and drawers

Selection of fine quality fabrics and coverings throughout

110-V duplex outlet / GFI protected

Dinette converts to double berth

Horizontal rod cabinet with lighting

Carpet

Galley

Cook top, two-burner electric, recessed with Corian cover

Countertop lighting; recessed halogen (3) 110-V and 12-V

Microwave oven

Positive latches used on cabinet doors and drawers

Full-sized refrigerator, AC / DC with top freezer

Sink, deep single polished stainless steel

Storage compartments and drawers throughout

110-V duplex outlet / GFI protected

Forward Berth

Diagonal double bed with 5" mattress, coverlets

Stainless steel fore deck hatch with retractable shade (2)

Hanging locker, port side

Positive latches used on cabinet doors and drawers

Recessed halogen lights (2)

Reading lights (2)

Storage compartments and drawers below bed

110-V duplex outlet / GFI protected

Head Compartment

Corian countertop with stainless steel sink

Custom vanity with storage cabinet

Head, Sealand VacuFlush electric

Lighting, 110-V recessed, 12-V recessed halogen

Opening stainless steel port

Positive latches used on cabinet doors and drawers

Enclosed shower with shower sump pump and circular acrylic shower door

Toiletry storage cabinet

110-V duplex outlet / GFI protected

Clothes hamper

Water / waste tank level gauge

34' Defiance™

Notable Options / Accessories:

Air conditioning (12,000 BTU)
Generator (5kw Kohler)
European shore power
European generator
European air conditioning
European icemaker
Windlass with rode and anchor
Swim platform with ladder
Teak and holly sole
Television / VCR
Clarion AM / FM / CD / stereo with CD changer, power amplifier, four additional speakers
Hard top with electronics box
Icemaker 110-V
Bait freezer 12-V
CE Certification

Mechanical

Diesel engine Yanmar 420 HP 6-LY2MSTE;
propeller shafts, Aquamet 22, 1.75" diameter,
double taper couplers

Trolling valves (available with hynautic hydraulic controls only)

Engine synchronizer

Hynautic hydraulic controls

Oil change pump system

Canvas

Sun top with boot, red, blue or green

Weather curtain (sun top or hard top),
red, blue or green


Aft drop curtain (sun top or hard top),
red, blue or green




Play hard, eat hearty – the galley has it all. Stainless sink, two-burner cook top, full-size refrigerator / freezer, microwave.



Head of the class: Full shower with circular acrylic door, clothes hamper, Corian countertop, vanity, storage cabinets, electric VacuFlush head.



The complete battle station. Wide cockpit with sliding transom door; large capacity fishboxes with pump-out, 54-gallon livewell, padded gunnels, freshwater and saltwater washdown.



The ultimate bait prep center: sink, rigging board, tackle storage, custom gas spring actuated lid. Port side icebox, too, with an optional icemaker and bait freezer.

World Headquarters: 4121 South US Highway 1
Edgewater, FL 32141
Internet Address: www.whaler.com
International: Oude Haagseweg 47
1066 BV Amsterdam, Netherlands
International E-mail: whalerintl@whaler.com

BOSTON
WHALER

The Unsinkable Legend™

For the name and phone number of the dealer nearest you, call 1-800-Whaler 9.

These are preliminary specifications. Boston Whaler reserves the right to discontinue or change specifications, options, equipment, models or prices at any time without incurring obligation.